


Mi7

Instruction Manual



71-73 Tenter Road
Moulton Park
Northampton
NN3 6AX
U.K.

ADDITIONAL ITEMS REQUIRED



E.S.C



Servo



Motor



Pinion

Li-Po Battery



SK-100130
E660 Charger AC/DC 60W 6A



Bodyshell



Wheels, tyres and glue



CORE RC Paint
CR600 to CR631
CR666 to CR672

CR522 CORE RC
Pro Tyre Glue + 2 Nozzles



Soldering Iron
CR266 40w
CR275 80w

U3107 - Solder

AM701011 - Low Profile 4mm Connector 24K - pk2
AM701012 - Low Profile 5mm Connector 24K - pk2



CR115
CORE RC Silicone Wire 12AWG Red/Black/Blue 50cm



CR233
Piston Drilling Kit
1.1-1.8mm (8 bits)

AM190003 Reamer With End Cap For Lexan Body

U4229 Steel Spanner - 5.5mm/3.9mm

CR044 Curved Body Scissors



AM150155 Nut Driver 5.5 (M3)
AM150170 Nut Driver 7.0 (M4)



AM110115 Allen Wrench 1.5
AM110120 Allen Wrench 2.0
AM110125 Allen Wrench 2.5
AM110130 Allen Wrench 3.0



Schumacher Racing stocks and distributes the following manufacturers products and full product listings are available on our website at www.racing-cars.com

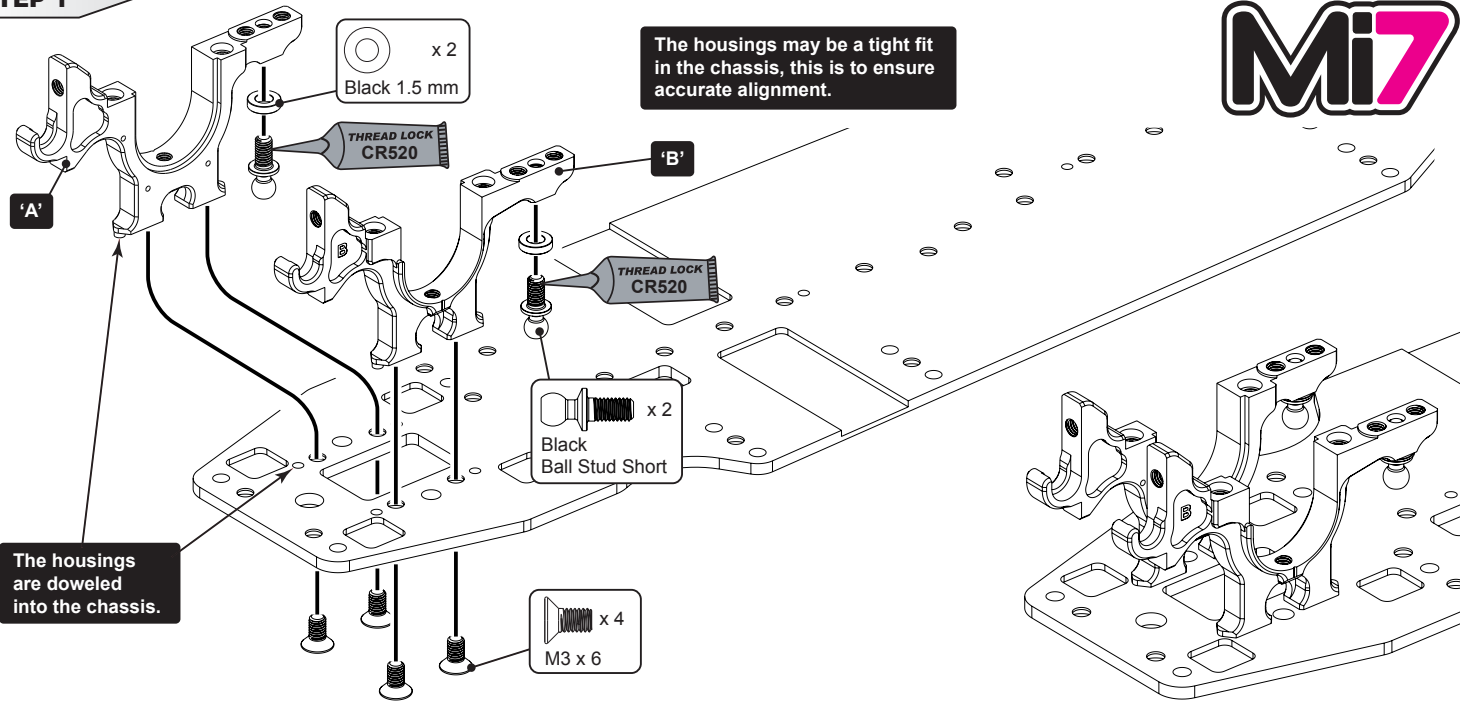
PLEASE NOTE THAT SOME OF THE PRODUCT RANGES BELOW ARE ONLY AVAILABLE IN THE UNITED KINGDOM.



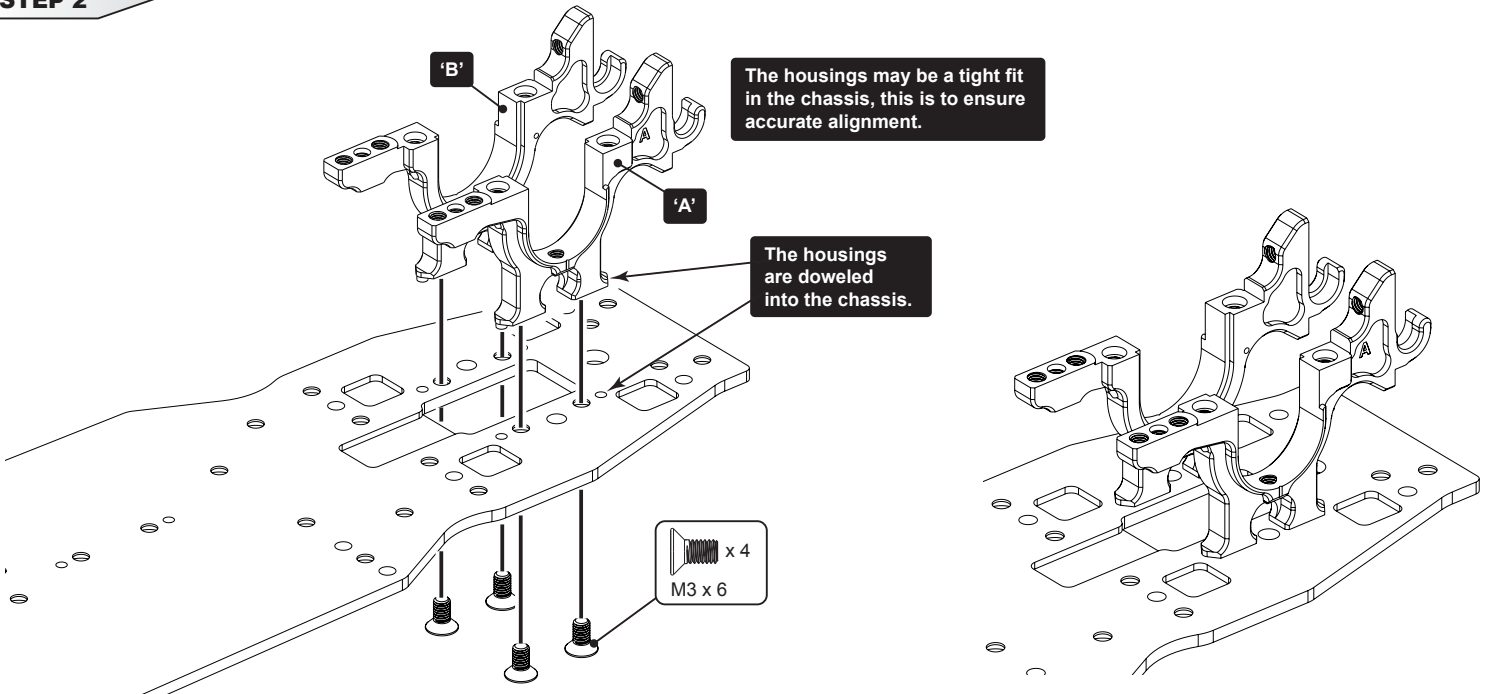
IMPORTANT SAFETY NOTES

- We strongly recommend that anyone driving RC cars, or organising events, should obtain third party liability insurance. In the UK this can be done by joining the BRCA. www.brca.org
- This product is not suitable for children under the age of 14, without the direct supervision of a responsible adult.
- Select an area for assembly that is away from the reach of small children.
- The parts in this kit are small and can be swallowed by children causing choking and possible internal injuries.
- Exercise care when using hand tools and sharp instruments during assembly.
- Carefully read all manufacturers warnings and cautions for any additional items used in the construction.
- In line with our policy of continuous development the exact details of the kit may vary.
- DO NOT use this car on public roads or in places where it can interfere with traffic, people or animals.
- Always check the operation of the radio with the wheels off the ground, before using the car.
- Make sure the radio and car batteries are fully charged before use.
- Disconnect and remove the battery from the car when not in use.
- Always store and charge LiPo batteries in a fireproof container.
- DO NOT put fingers or any objects inside rotating or moving parts as this may cause injury.
- Make sure the charger is correctly set for the type of battery you are using. Incorrect charging may cause a fire.
- Insulate all exposed electrical wiring. Exposed or damaged wires can cause short circuits and fire.
- The motor and speed controller can become hot during use. DO NOT touch them immediately after using your car as this may cause injury.

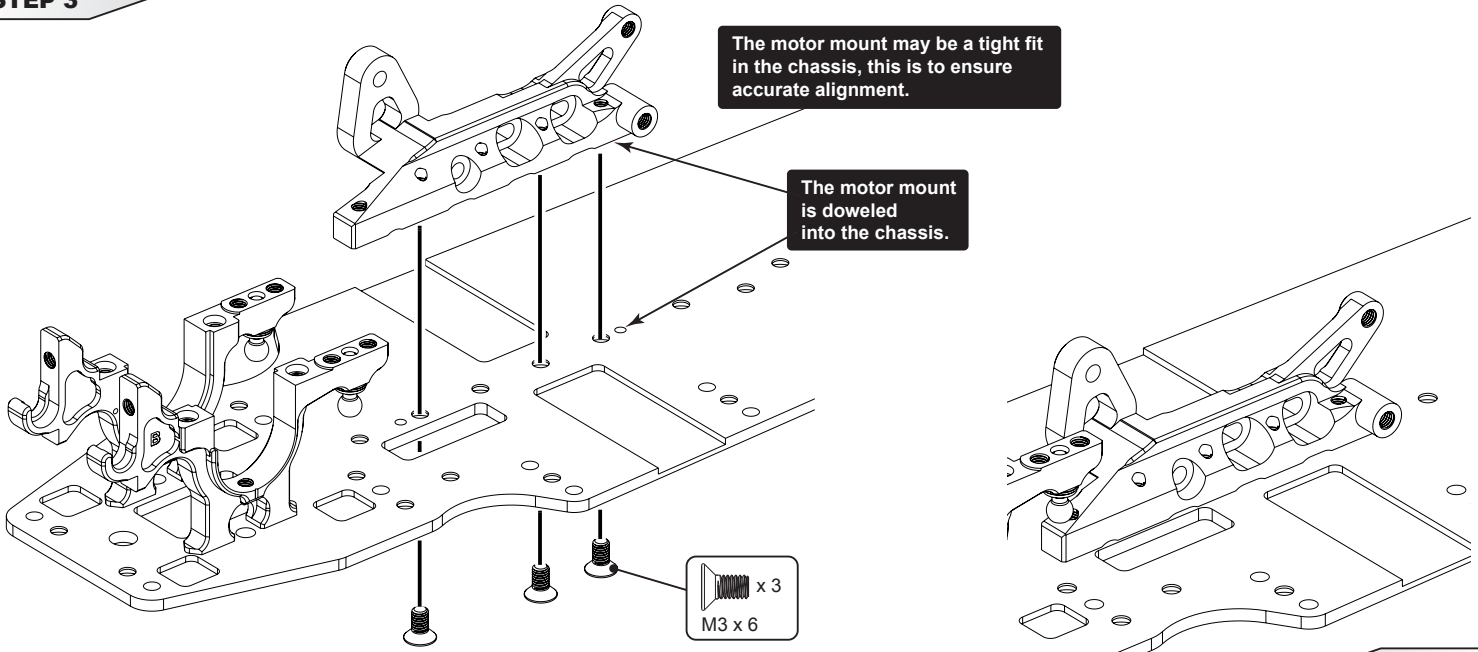
STEP 1



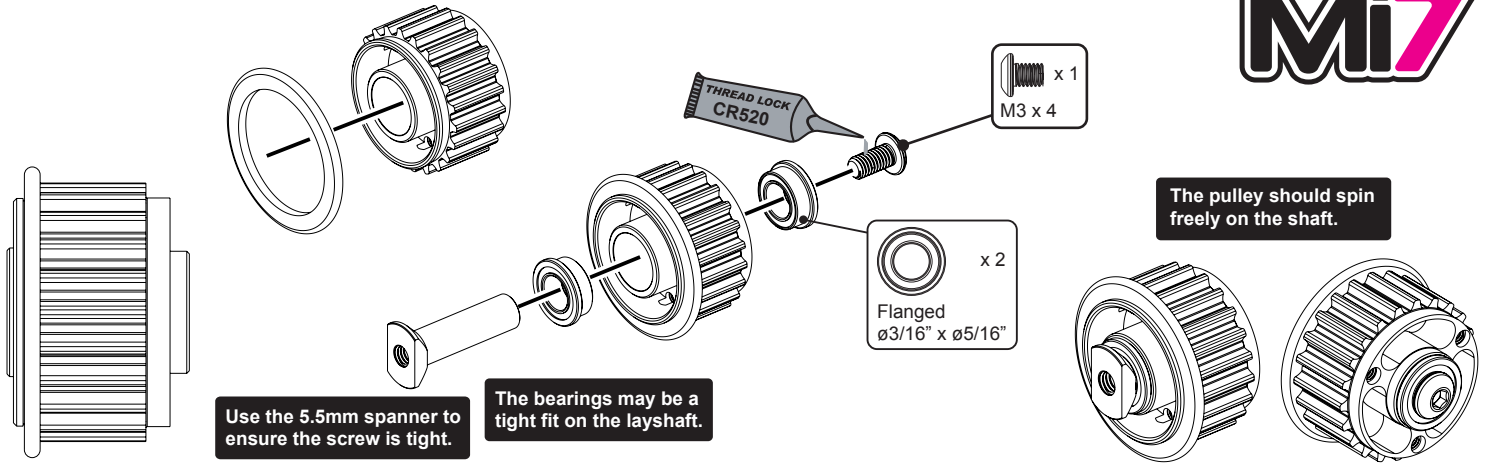
STEP 2



STEP 3



STEP 4

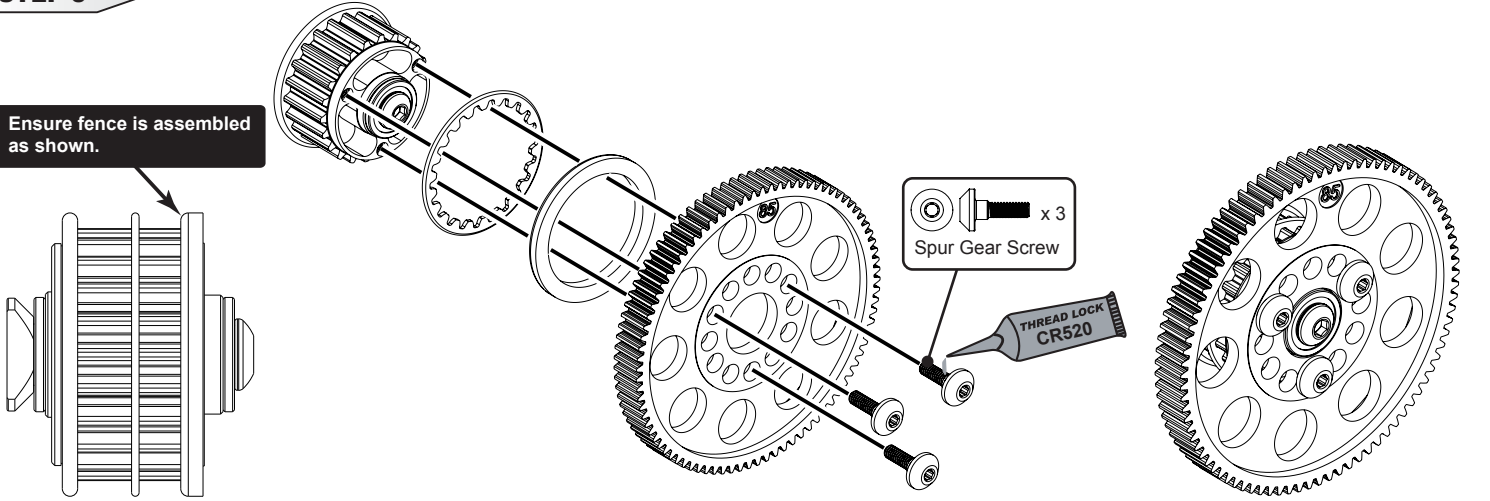


Use the 5.5mm spanner to ensure the screw is tight.

The bearings may be a tight fit on the layshaft.

The pulley should spin freely on the shaft.

STEP 5

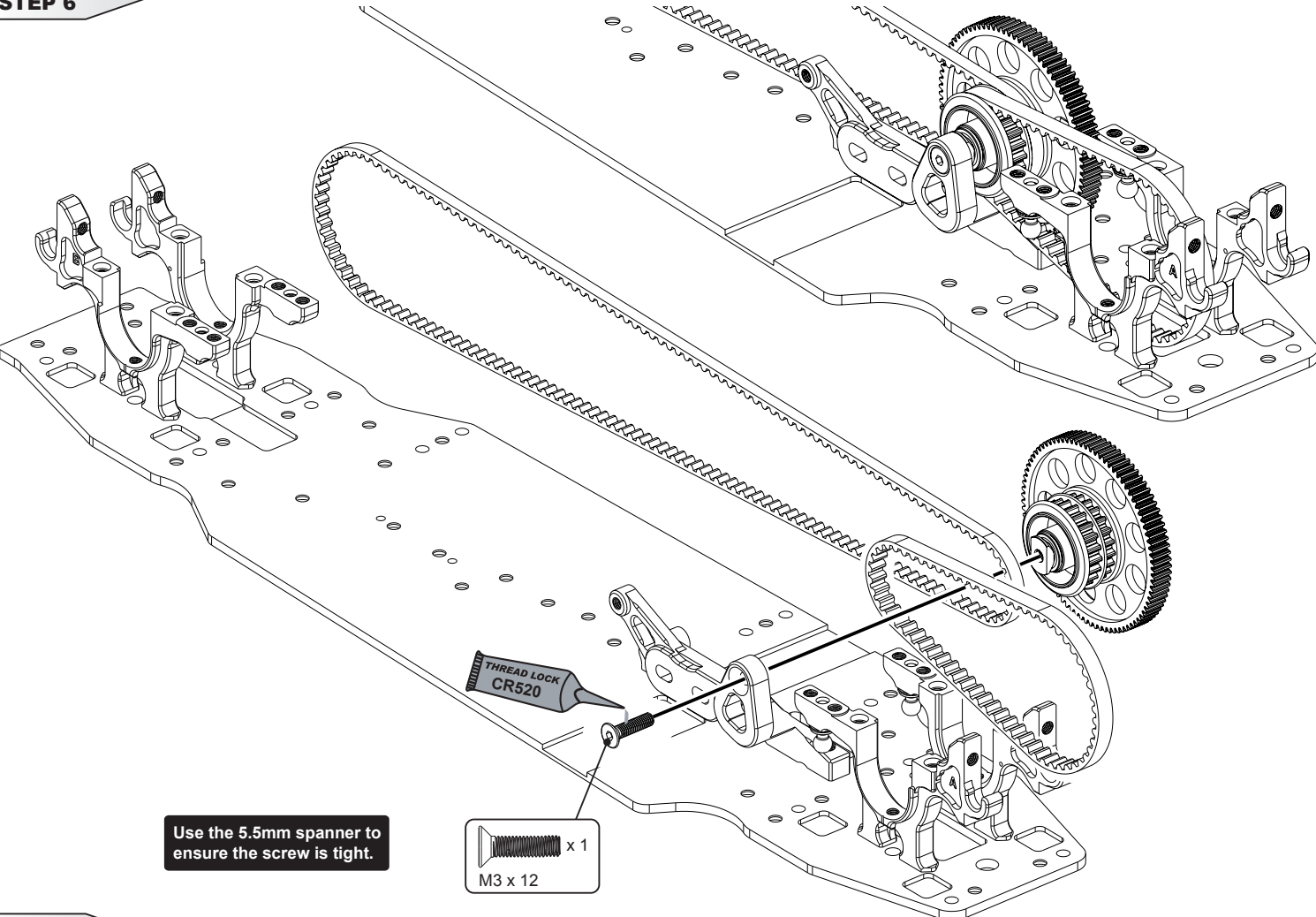


Ensure fence is assembled as shown.

x 3
Spur Gear Screw

THREAD LOCK CR520

STEP 6



Use the 5.5mm spanner to ensure the screw is tight.

x 1
M3 x 12

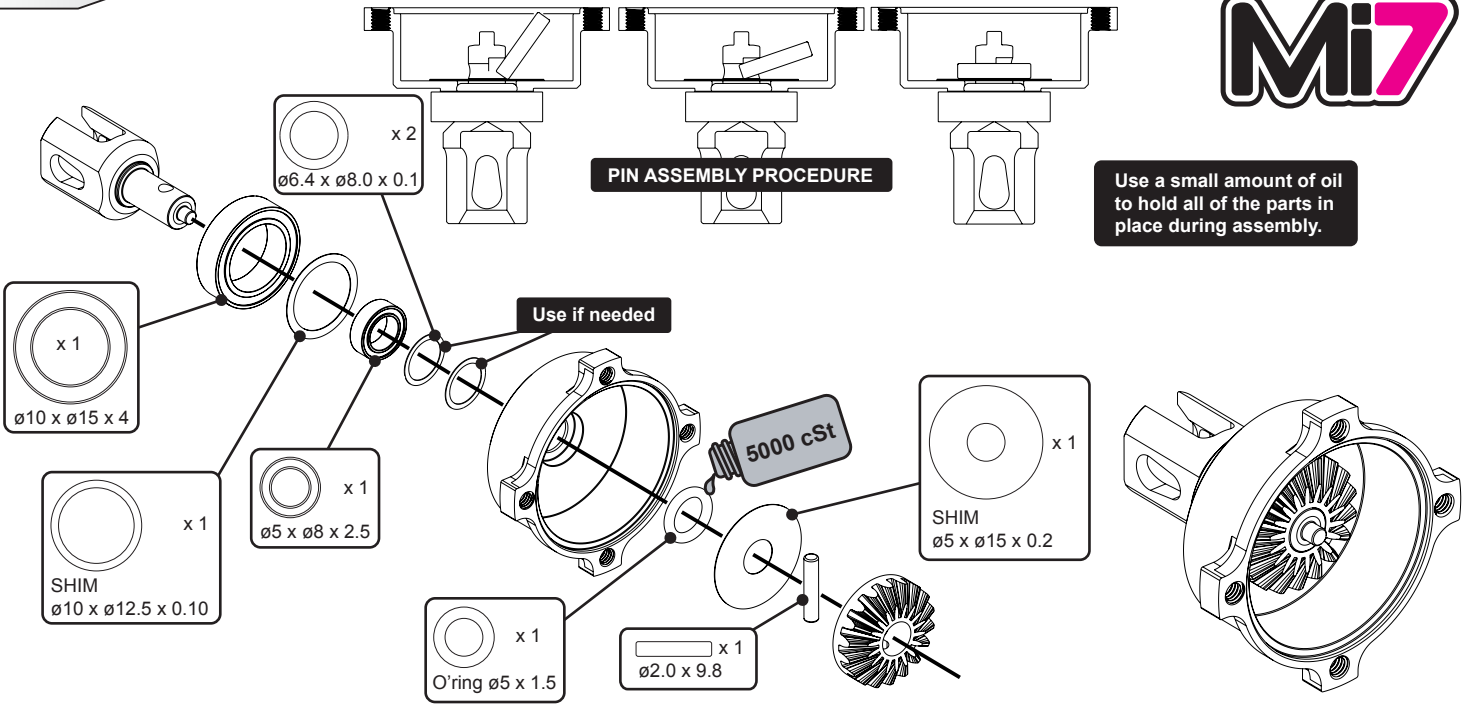
THREAD LOCK CR520

STEP 7



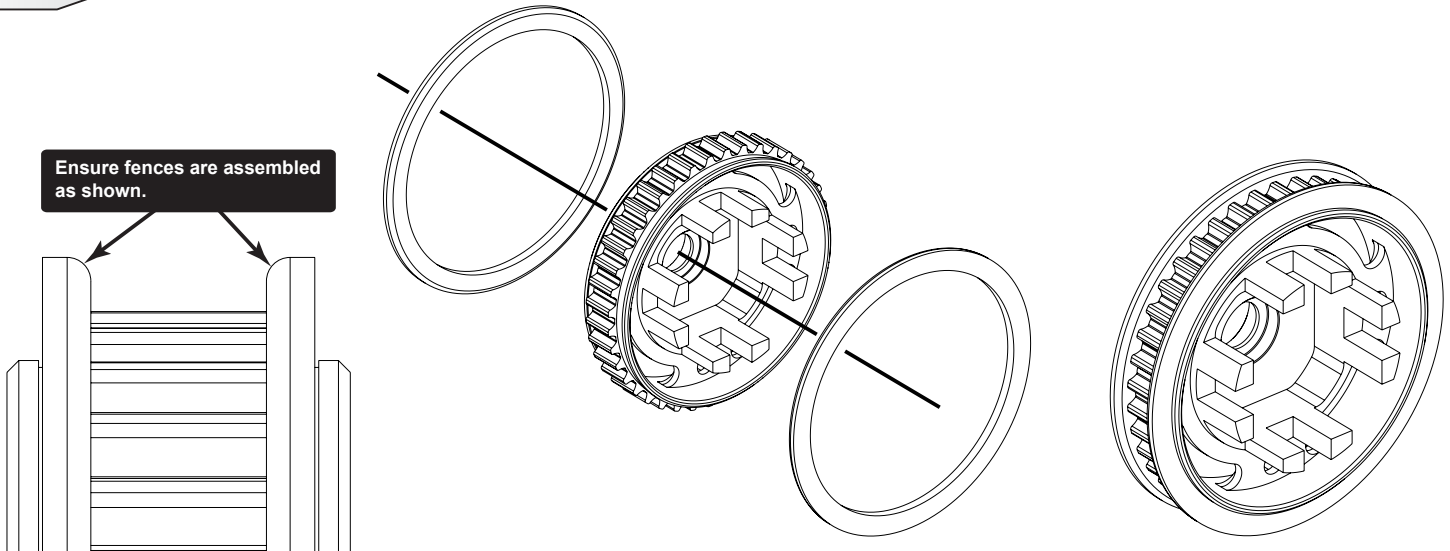
PIN ASSEMBLY PROCEDURE

Use a small amount of oil to hold all of the parts in place during assembly.



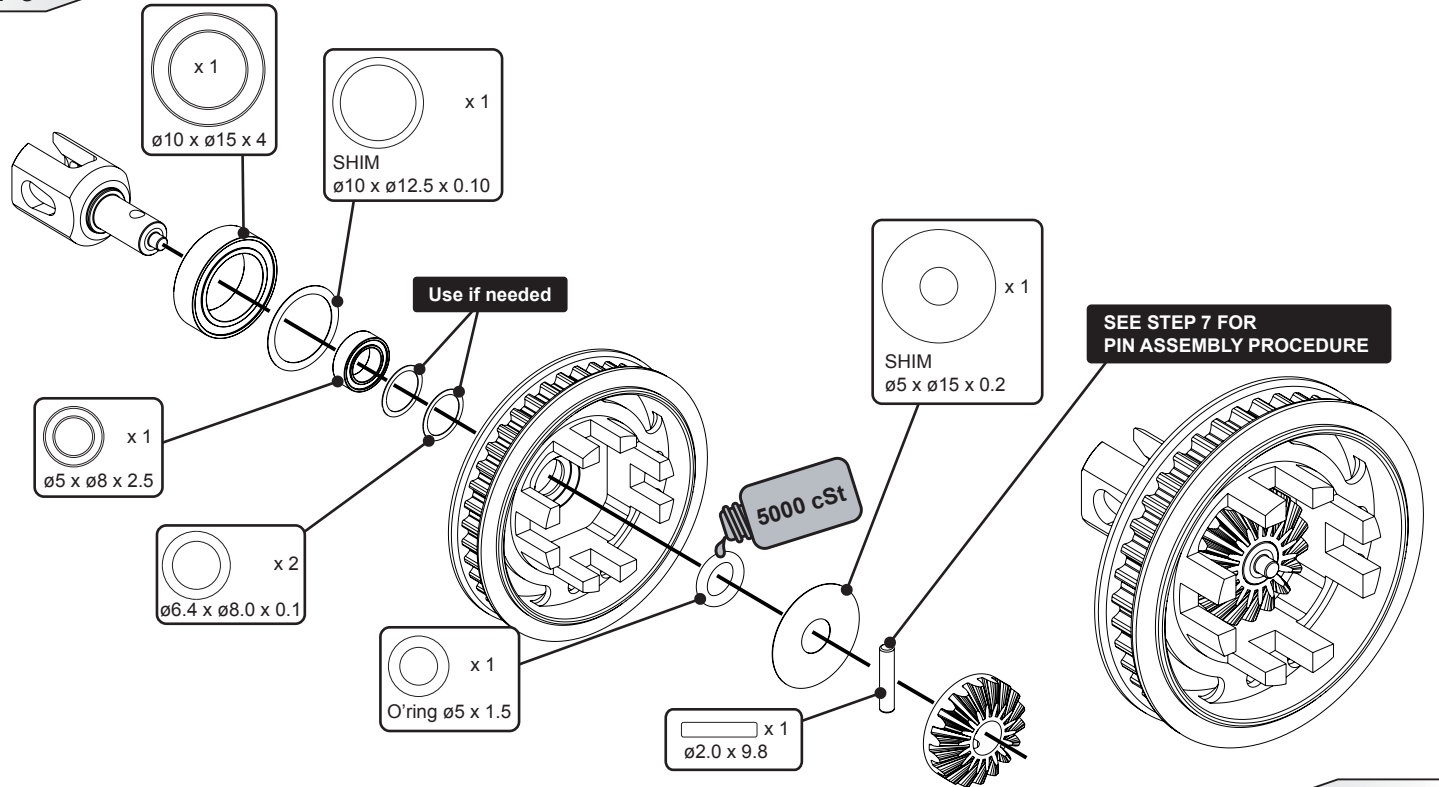
STEP 8

Ensure fences are assembled as shown.

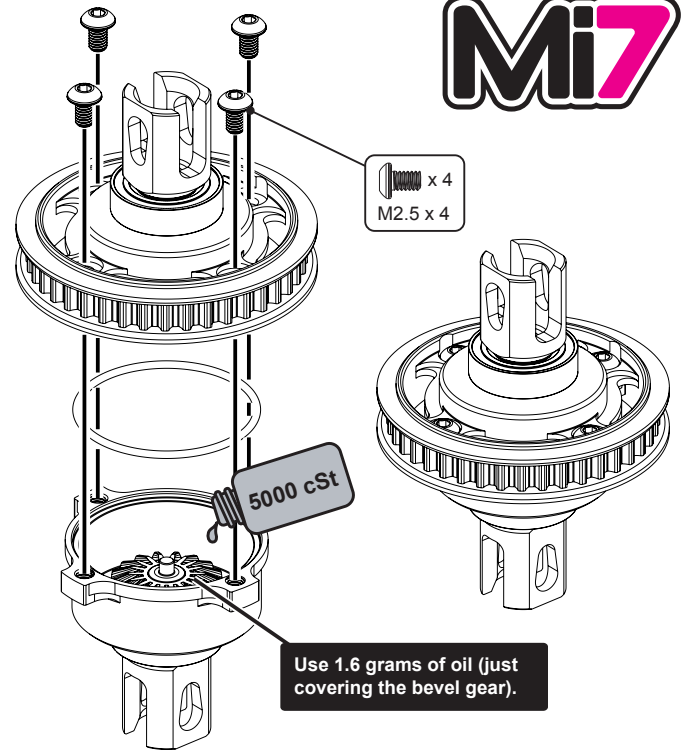
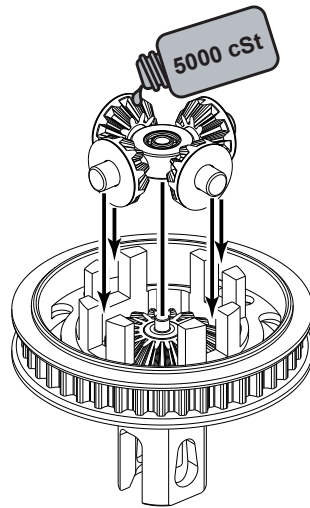
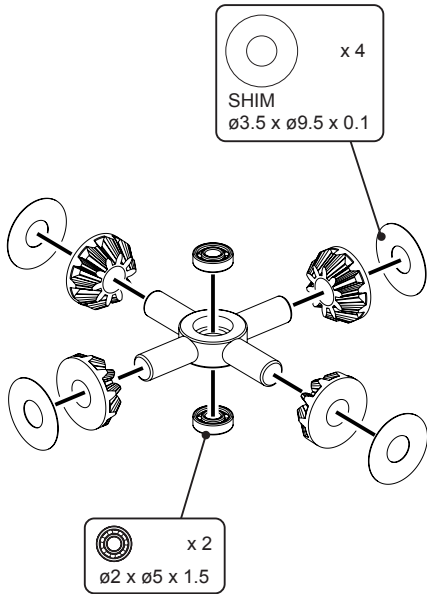


STEP 9

SEE STEP 7 FOR PIN ASSEMBLY PROCEDURE



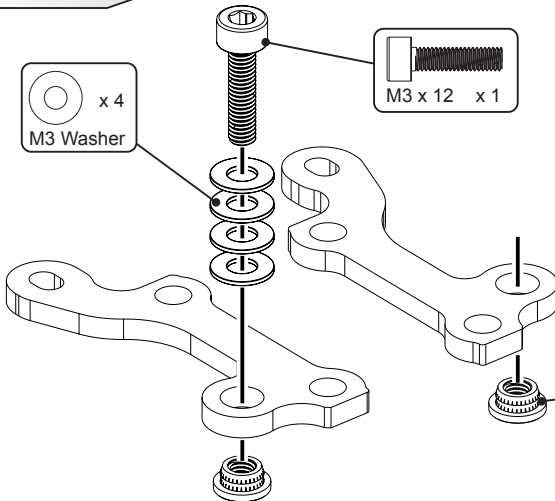
STEP 10



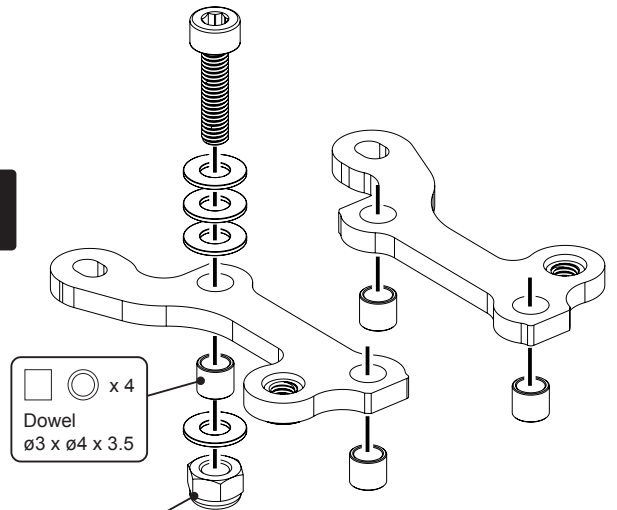
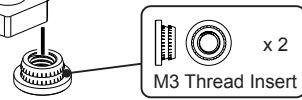
Use a small amount of oil to hold all of the parts in place during assembly.

Use 1.6 grams of oil (just covering the bevel gear).

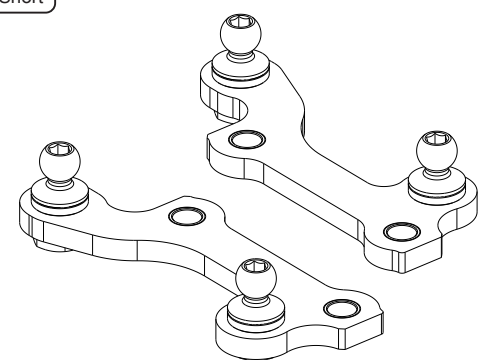
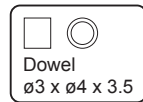
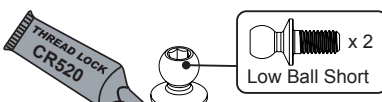
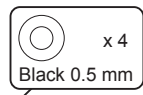
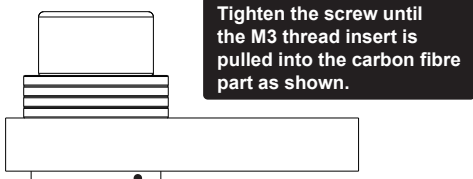
STEP 11

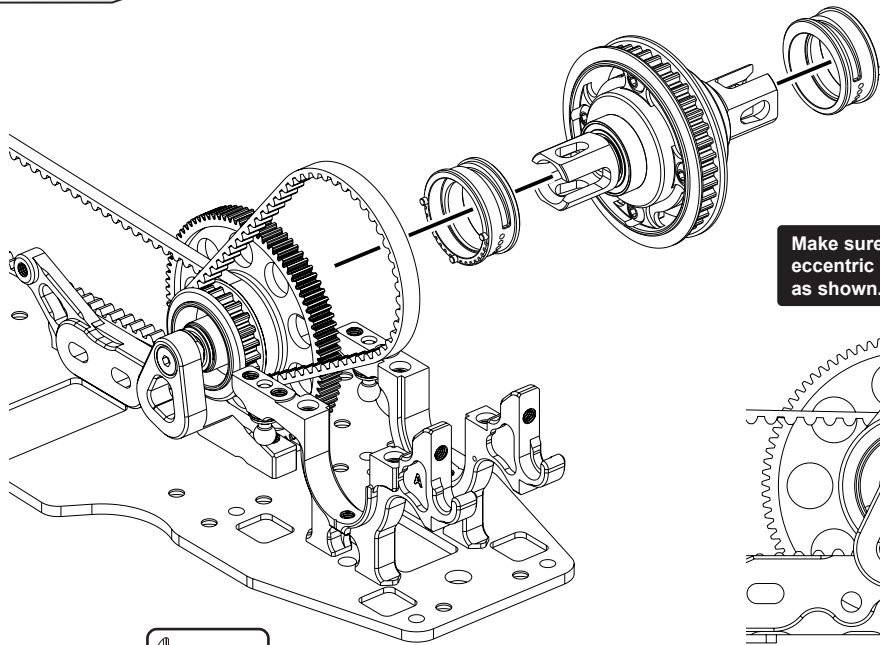


Use the M3x12 cap head screw and washers to fit the inserts and dowels.

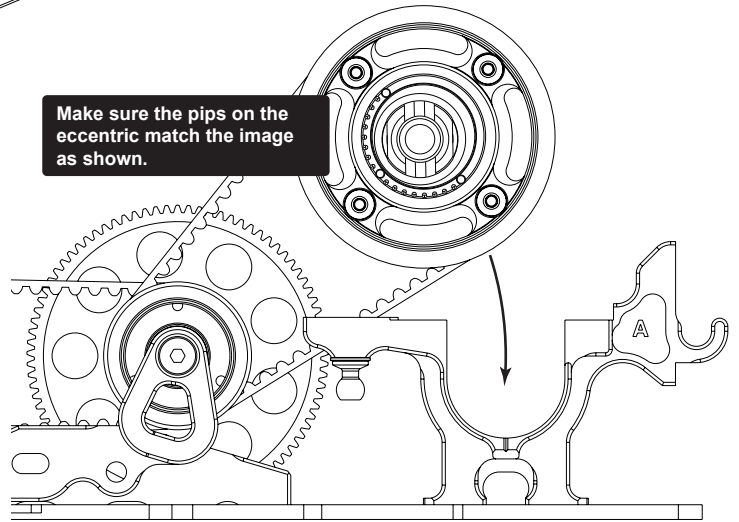


Tighten the nut until the dowel is pulled into the carbon fibre part as shown.



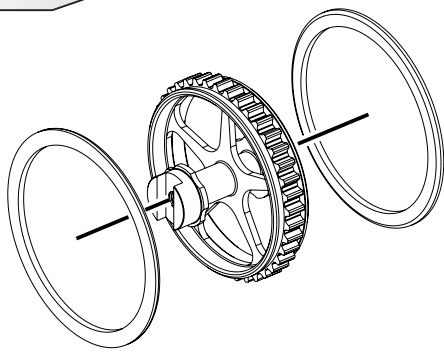
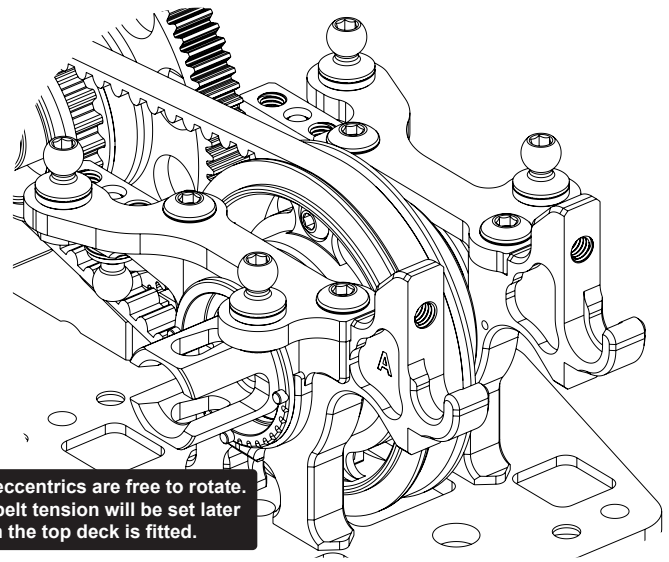
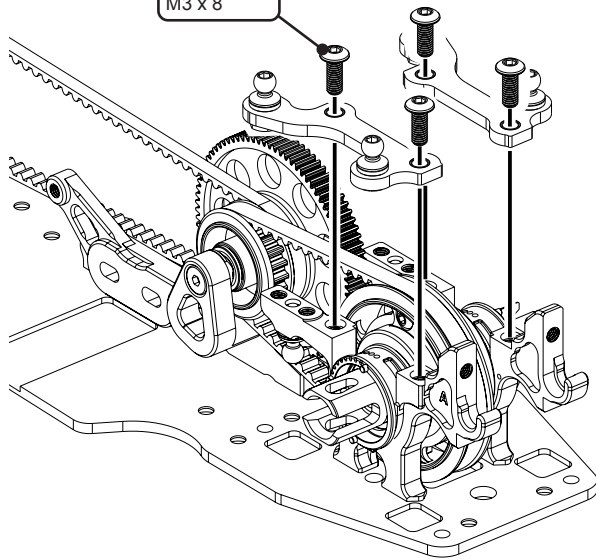


Make sure the pips on the eccentric match the image as shown.

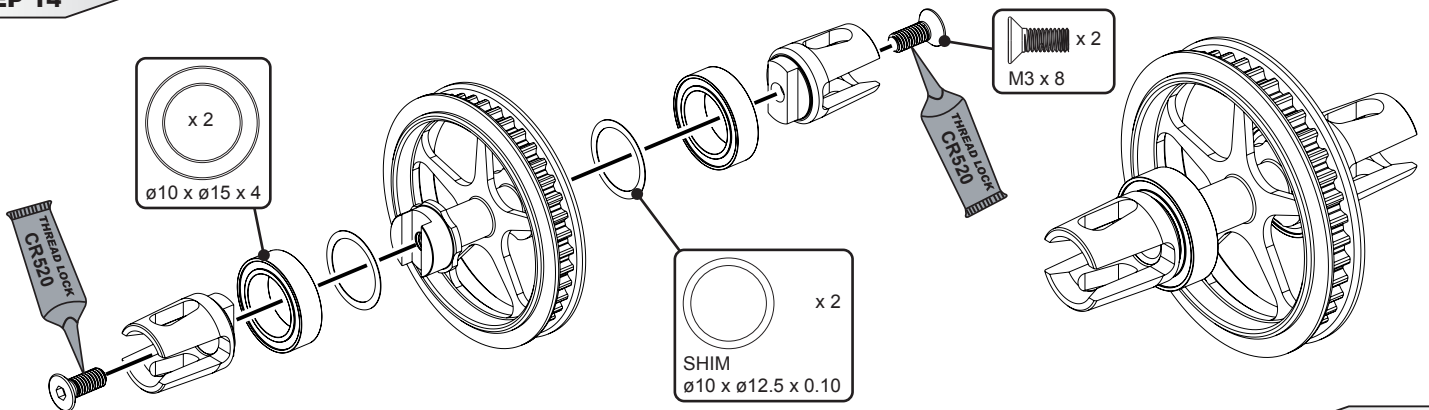
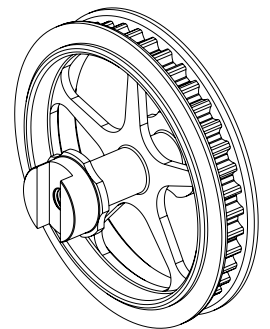
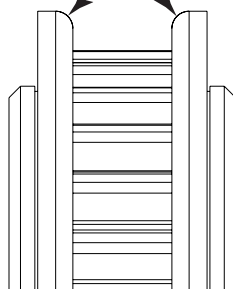


The eccentrics are free to rotate. The belt tension will be set later when the top deck is fitted.

x 4
M3 x 8



Ensure fences are assembled as shown.



x 2
ø10 x ø15 x 4

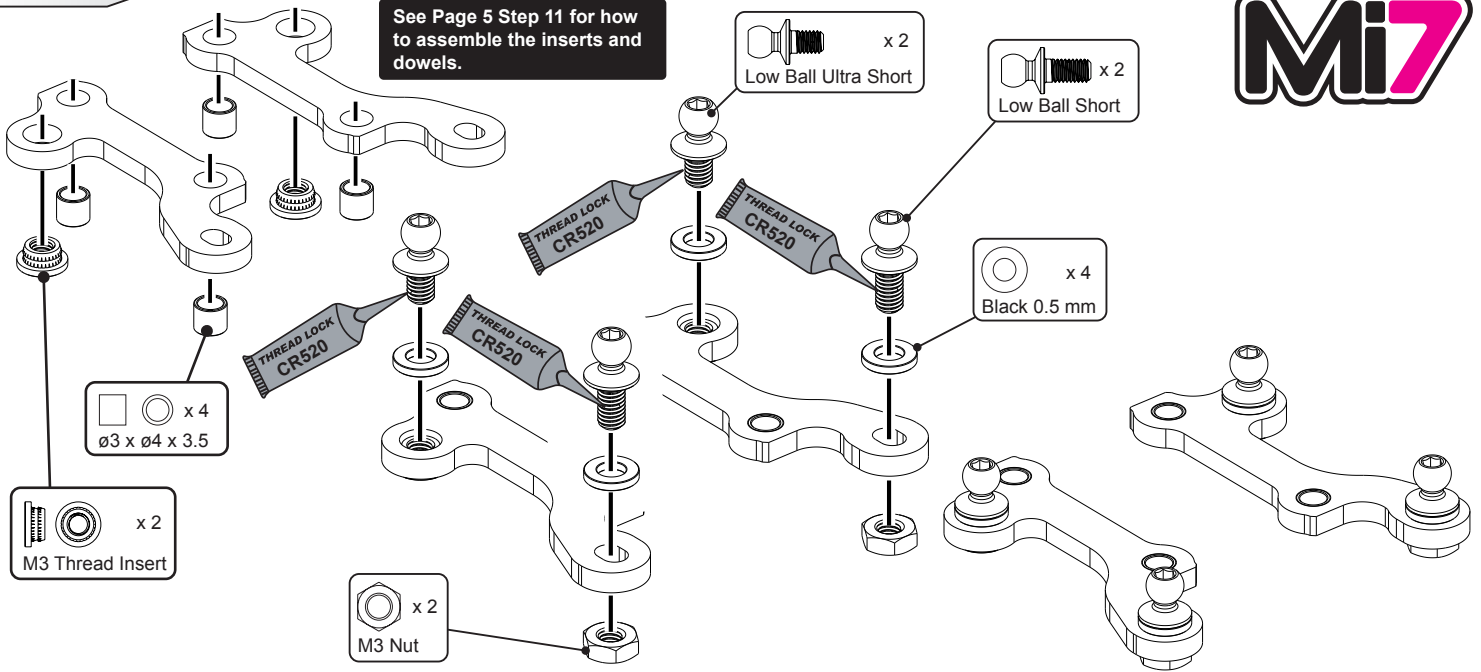
x 2
M3 x 8

x 2
SHIM
ø10 x ø12.5 x 0.10

STEP 15

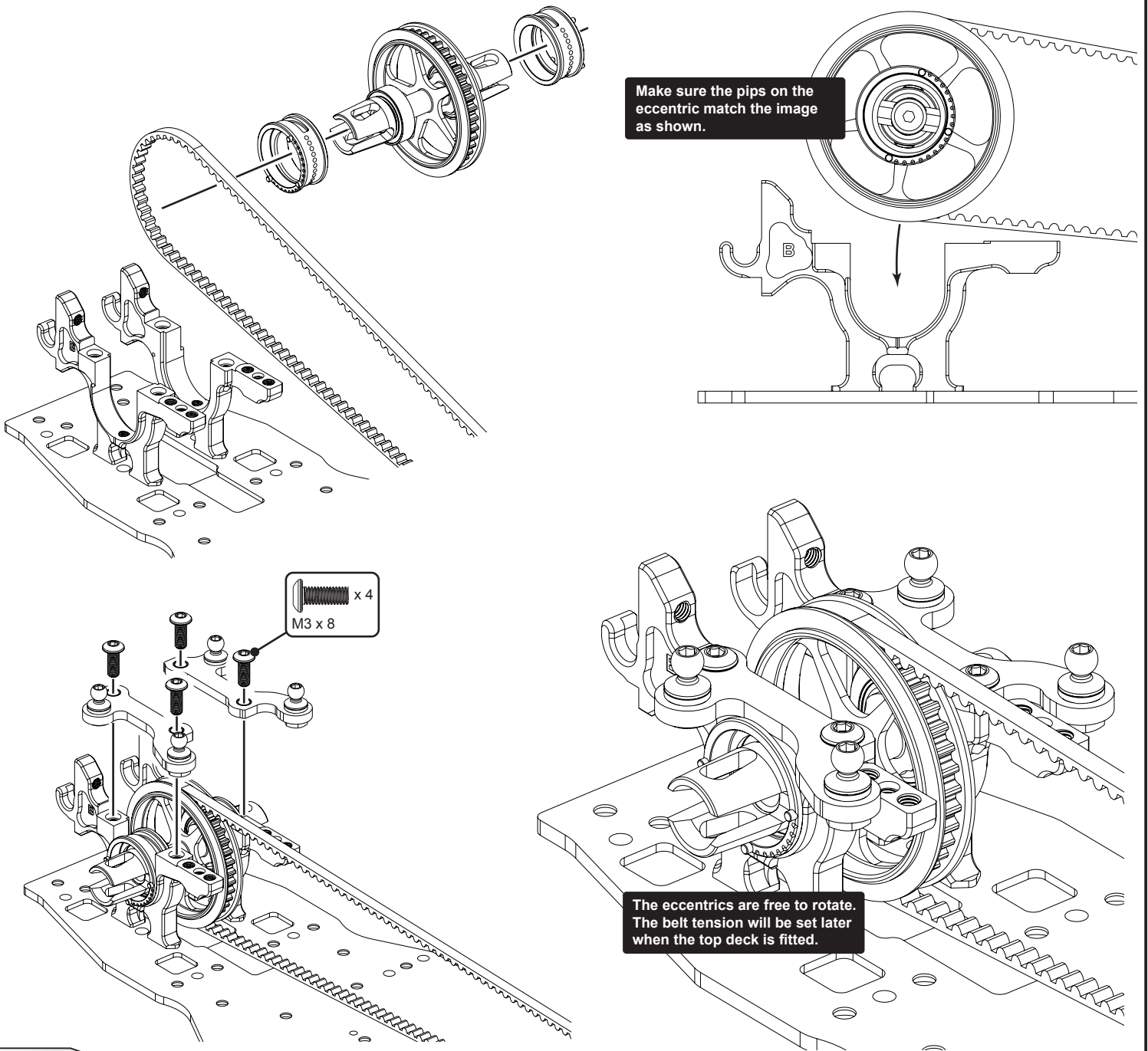


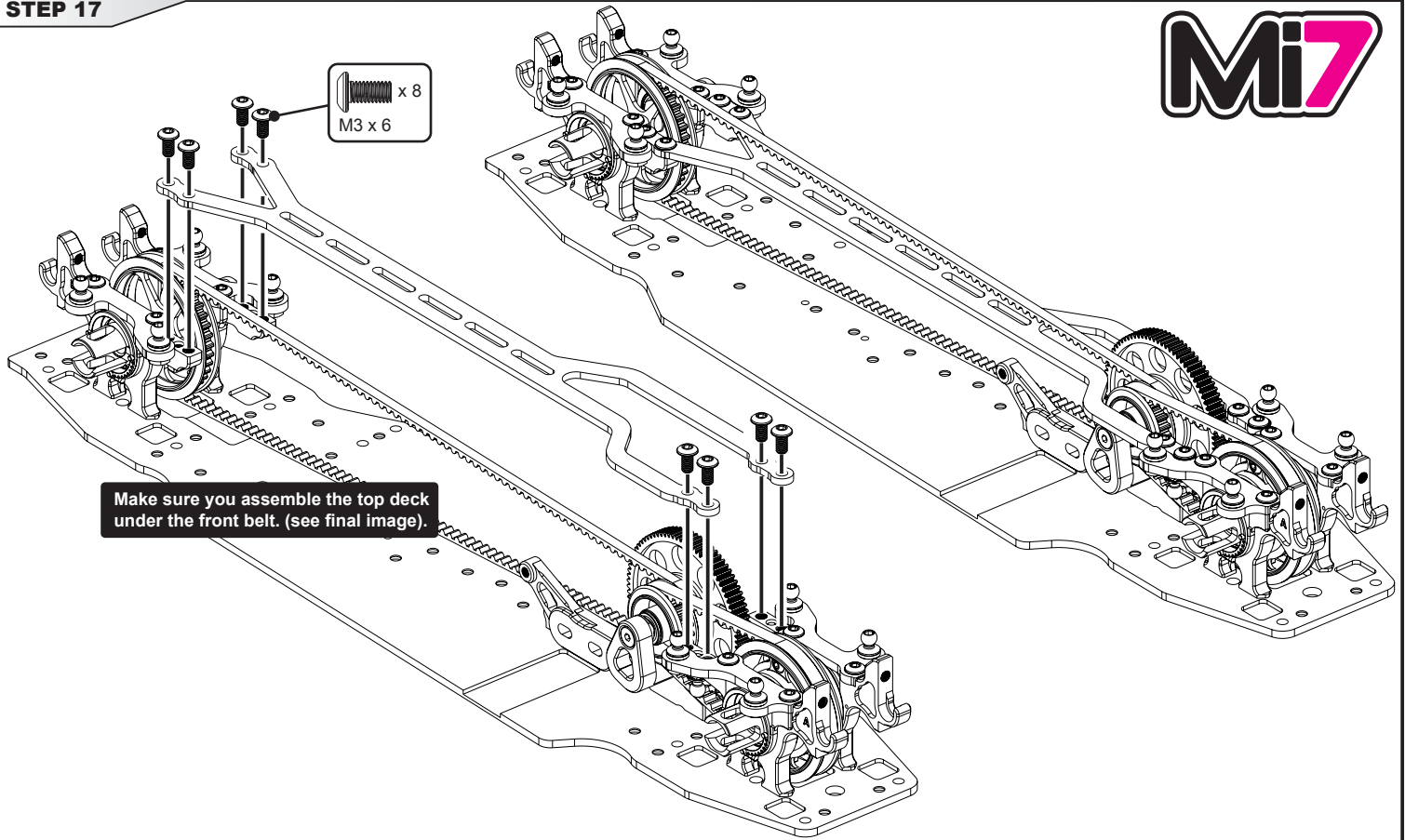
See Page 5 Step 11 for how to assemble the inserts and dowels.



STEP 16

Make sure the pips on the eccentric match the image as shown.





FRONT

REAR

Tighter belt tension.

Looser belt tension.

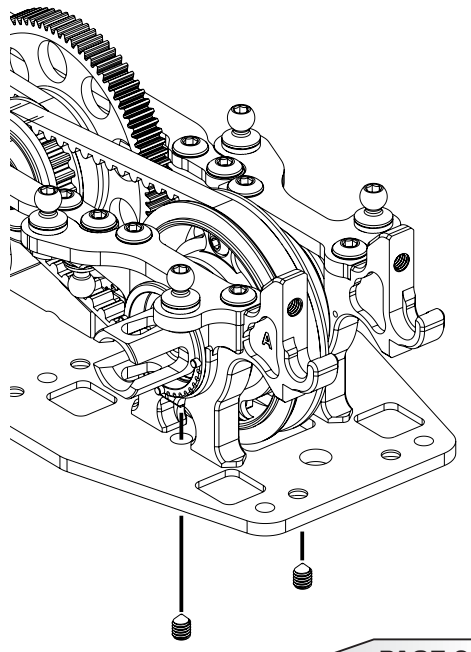
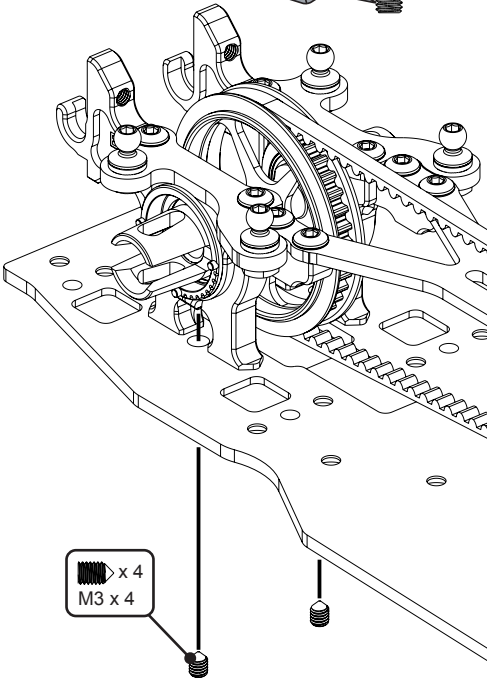
Tighter belt tension.

Looser belt tension.



Set the eccentric position with the grub screw.
IMPORTANT
 Make sure both sides are set the same and only tighten this grub screw when indents on the eccentrics and housings line up.
DO NOT OVER TIGHTEN

M3 x 4 x 4



STEP 19

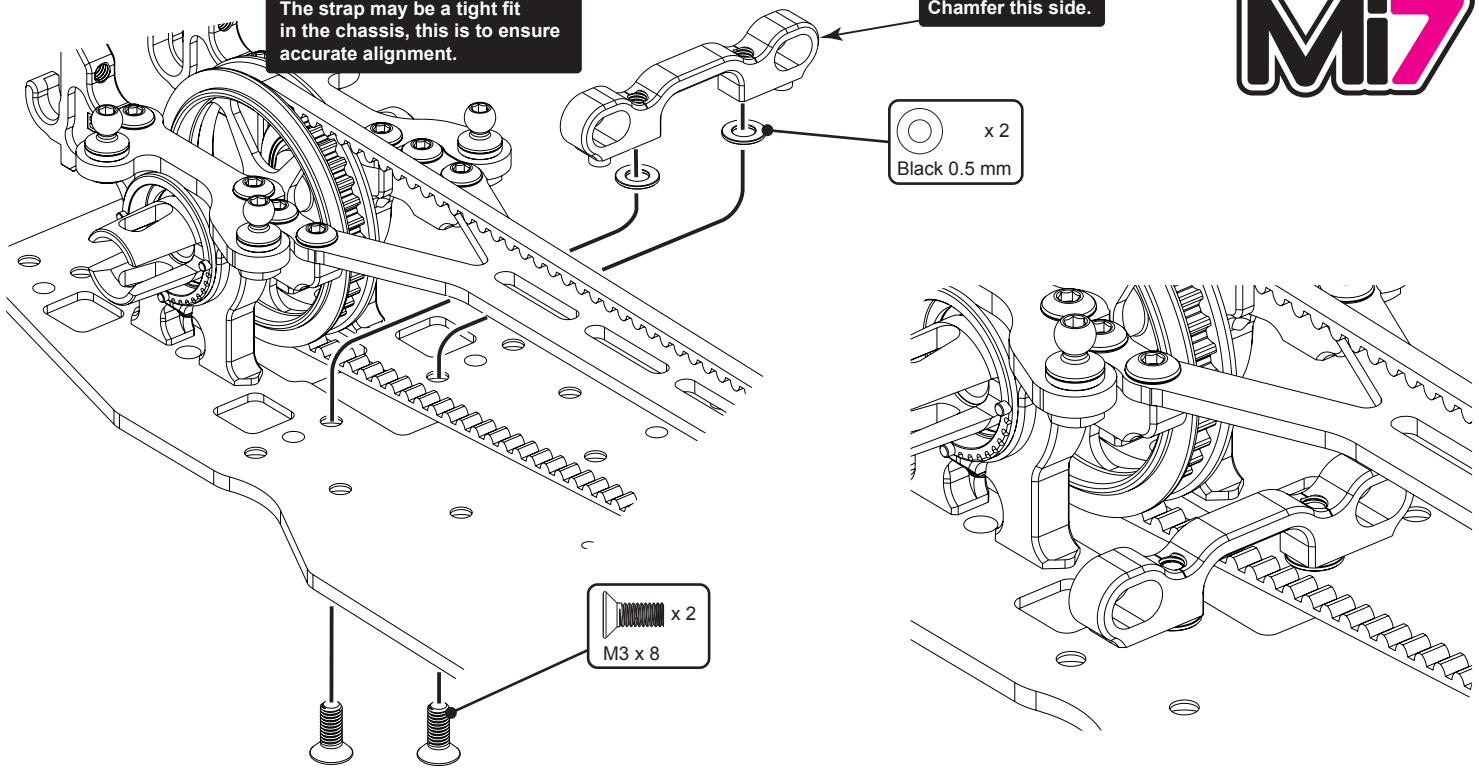


The strap may be a tight fit in the chassis, this is to ensure accurate alignment.

Chamfer this side.

x 2
Black 0.5 mm

x 2
M3 x 8



STEP 20

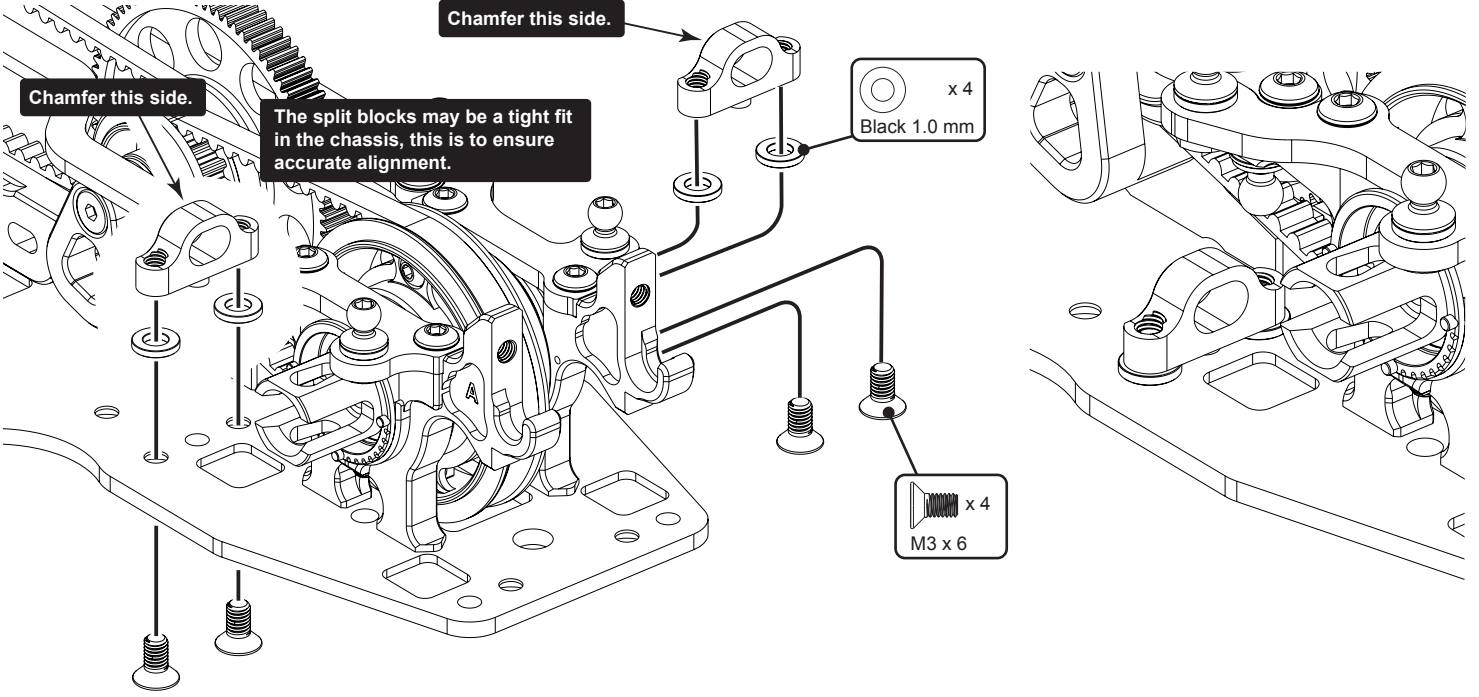
Chamfer this side.

Chamfer this side.

The split blocks may be a tight fit in the chassis, this is to ensure accurate alignment.

x 4
Black 1.0 mm

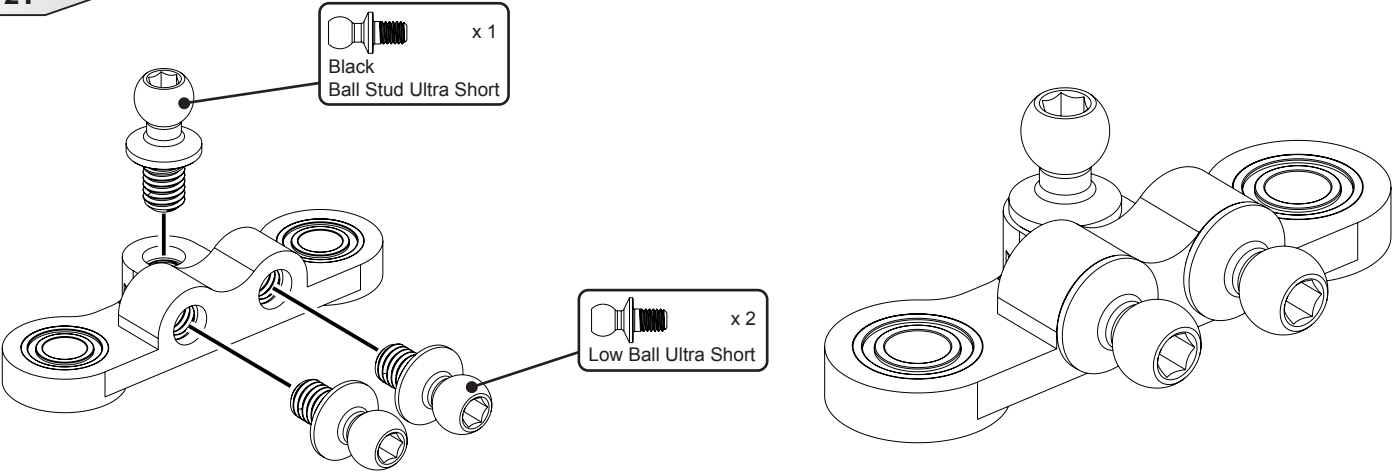
x 4
M3 x 6



STEP 21

x 1
Black
Ball Stud Ultra Short

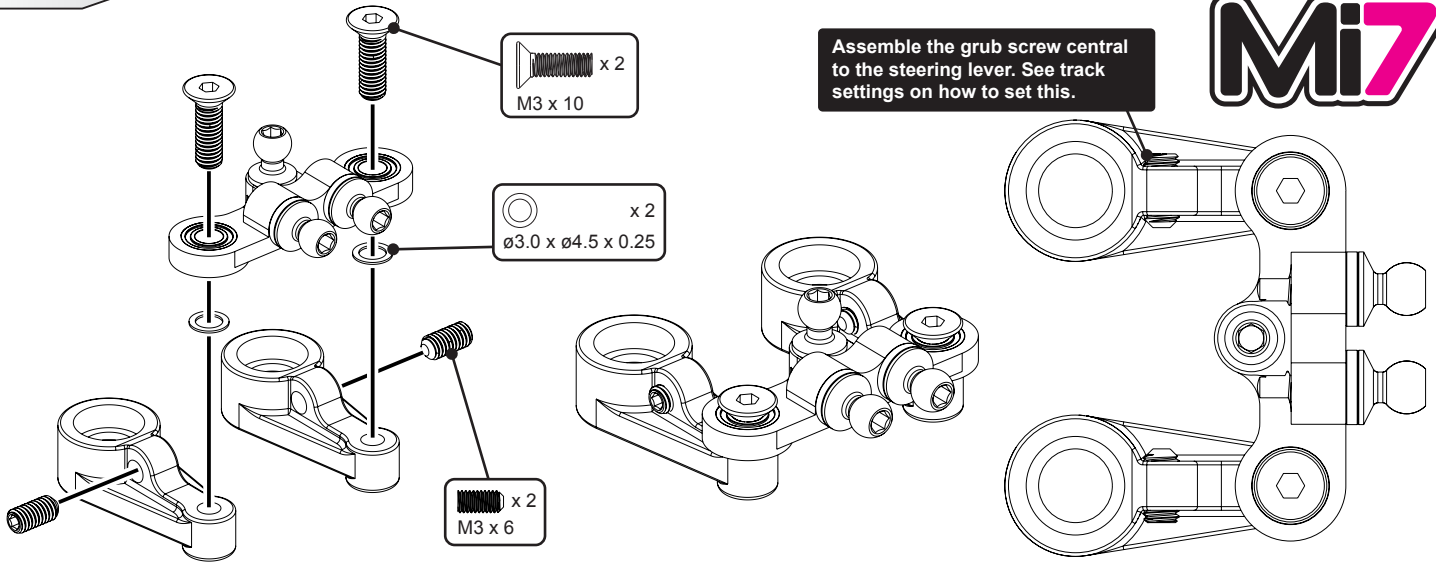
x 2
Low Ball Ultra Short



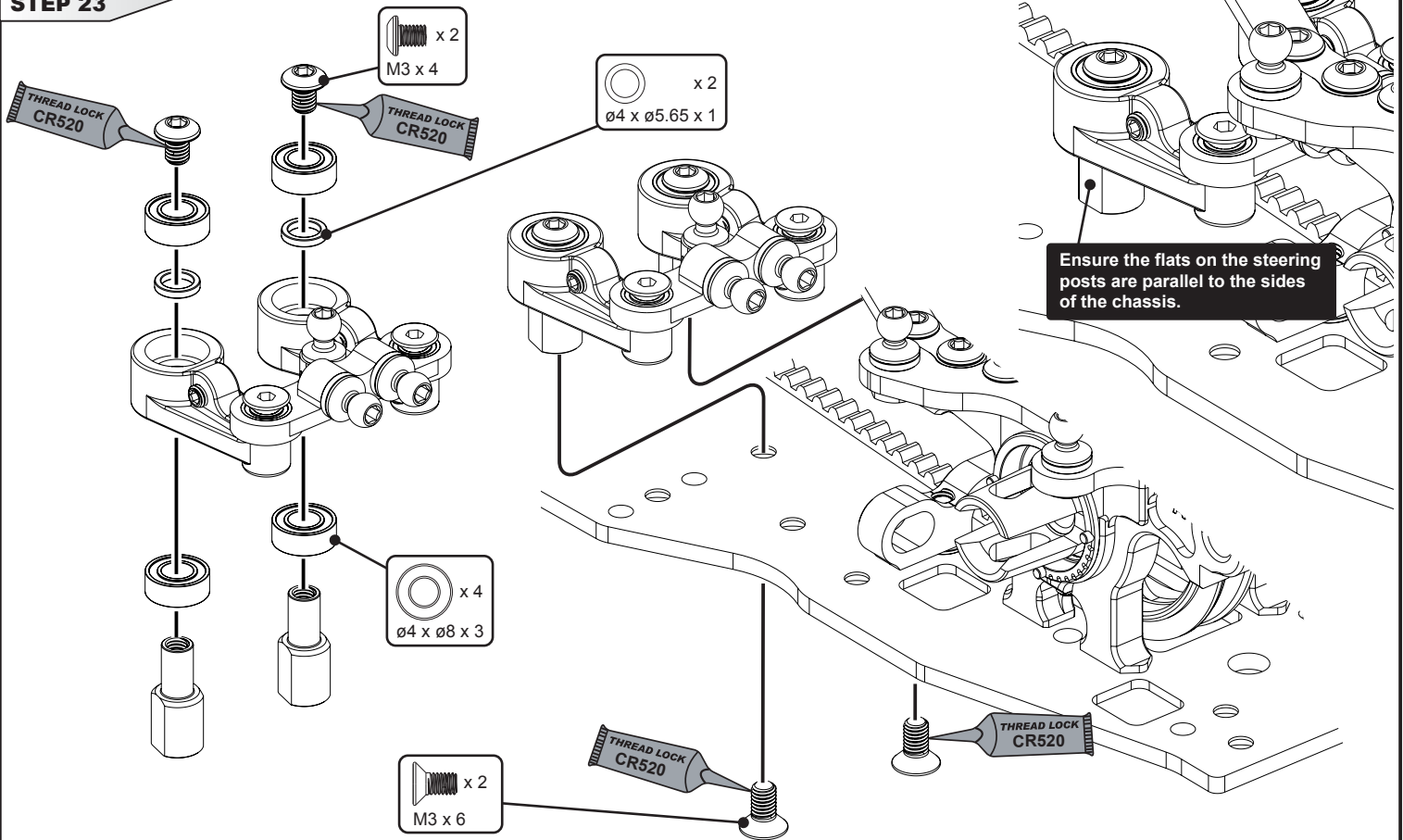
STEP 22



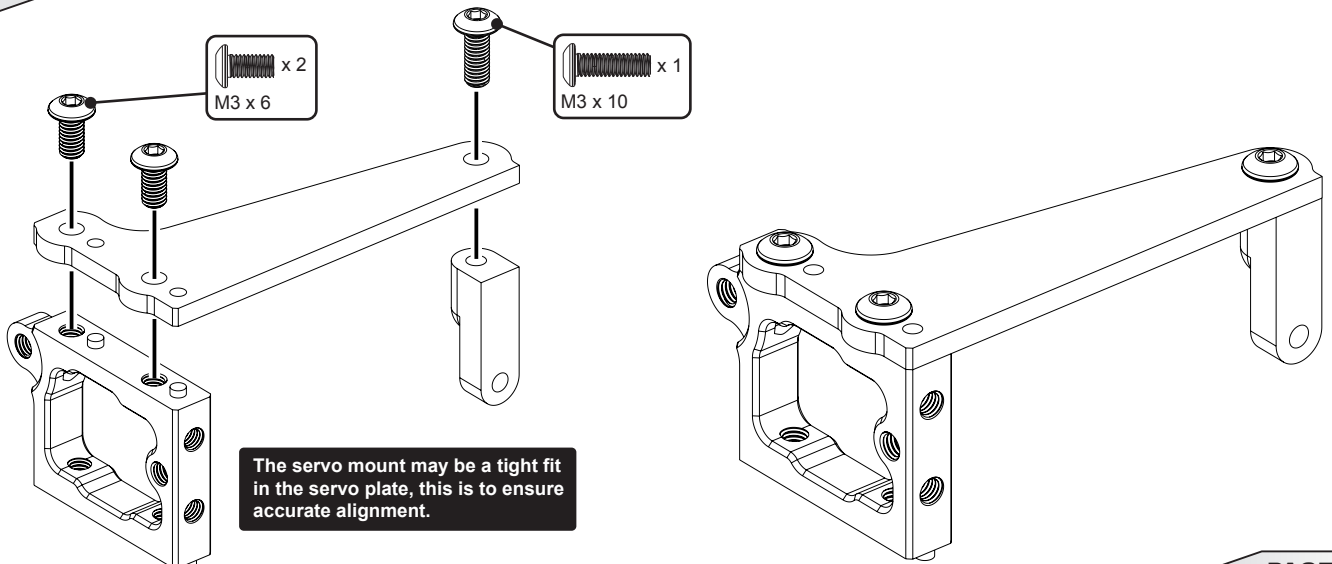
Assemble the grub screw central to the steering lever. See track settings on how to set this.



STEP 23

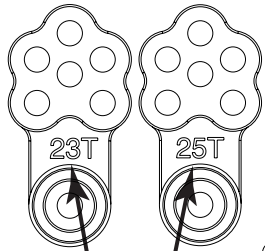


STEP 24

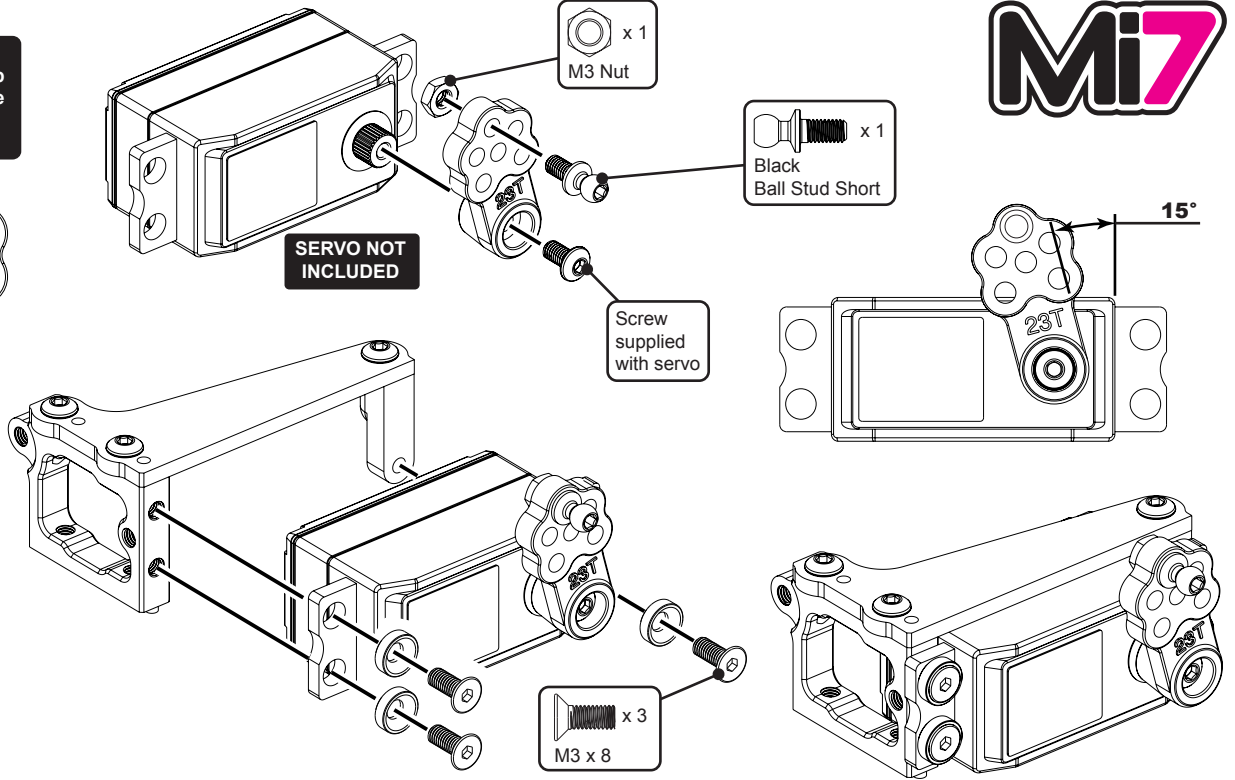


STEP 25

Before you assemble the servo horn, connect up your radio gear and set the steering servo to neutral.

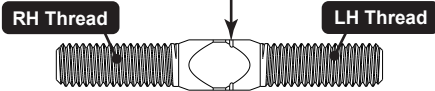


IMPORTANT
Select the correct horn for your servo.

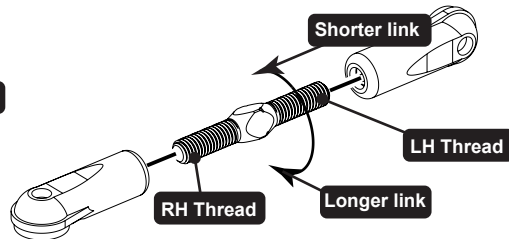


STEP 26

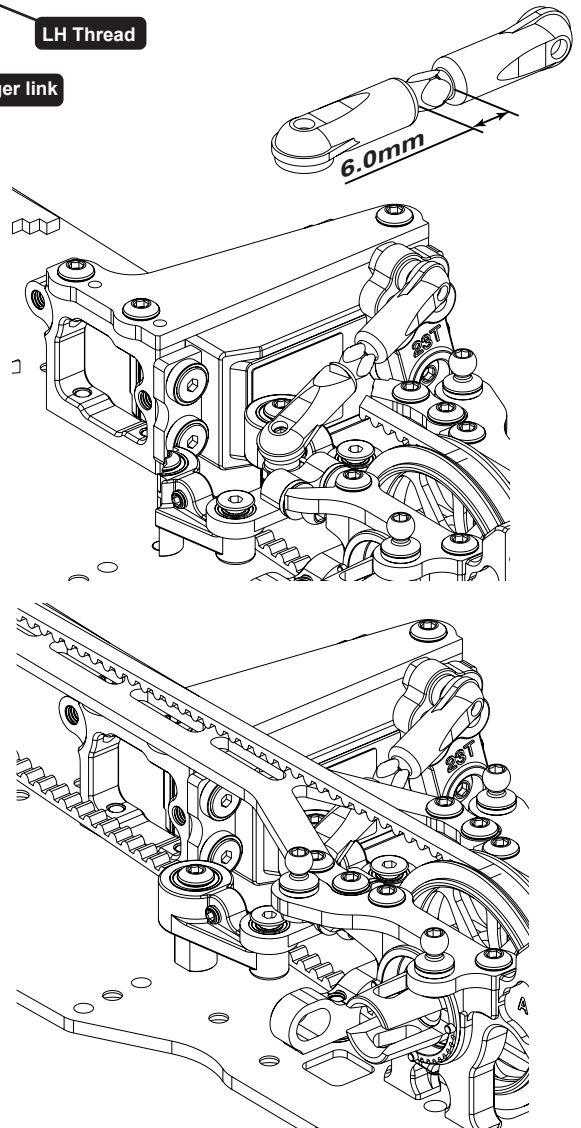
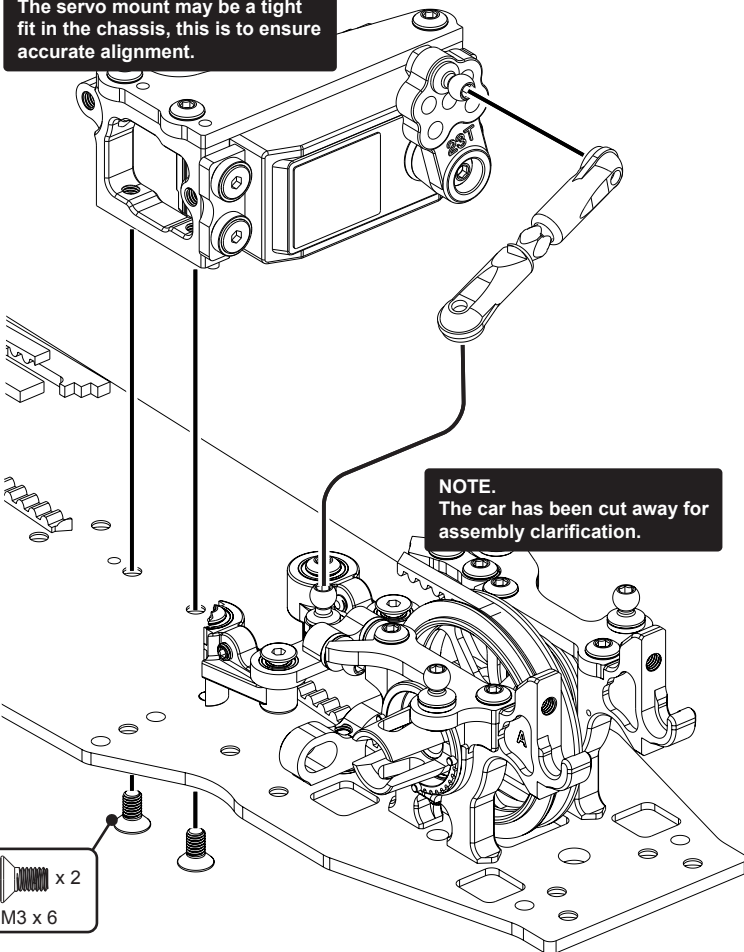
Note the shape of the turnbuckle. This groove indicates the left hand thread.



Carefully screw the sockets onto the turnbuckle until no threads are visible. Then undo them to the desired length. This allows for easier adjustment on the car. (Greasing the threads will also help)



The servo mount may be a tight fit in the chassis, this is to ensure accurate alignment.



STEP 27 - Right Hand Side Front Suspension



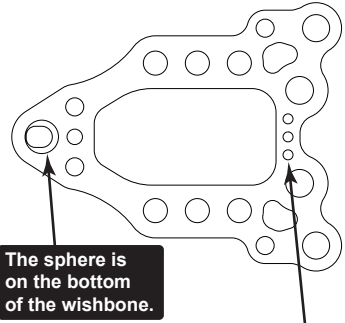
M3 x 6 x 2
M3 x 8 Dome Ended x 1

M3 Washer x 2

M3 Thread Insert x 1

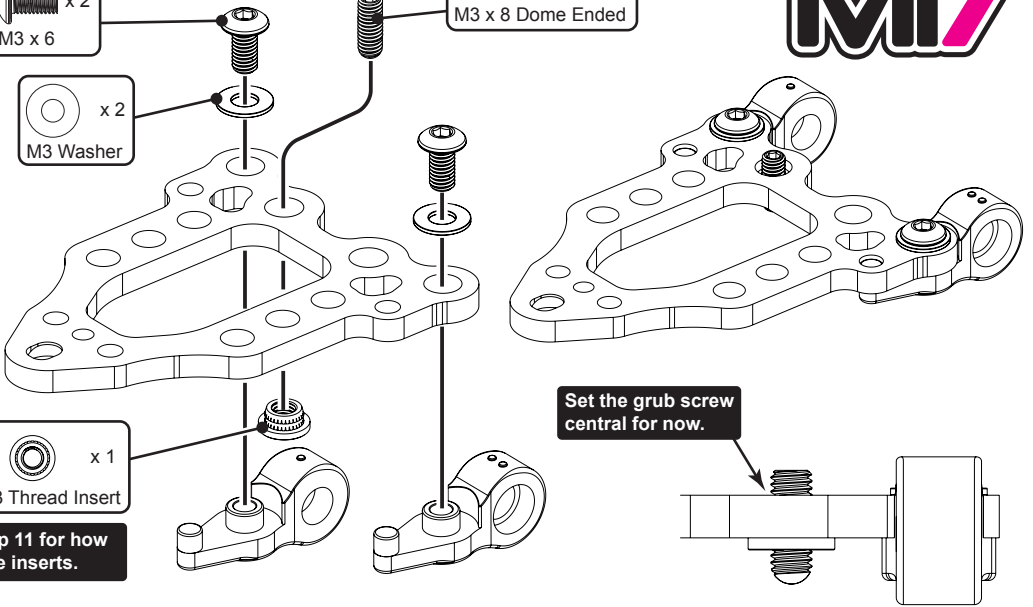
See Page 5 Step 11 for how to assemble the inserts.

Set the grub screw central for now.



The sphere is on the bottom of the wishbone.

IMPORTANT
This is the 3 dot wishbone. Make sure to use the same wishbone on both sides of the car.



STEP 28

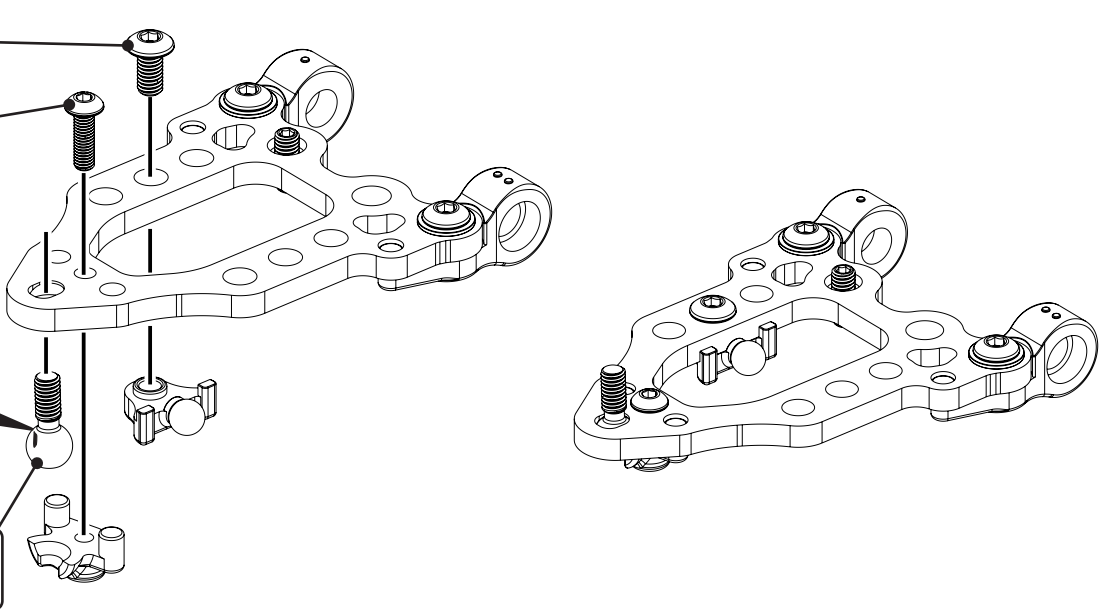
M3 x 6 x 1

M2.5 x 8 x 1

Adjust this screw to fine tune the ball fit. Do NOT overtighten.



Wishbone Ball x 1



STEP 29

M3 x 8 x 2

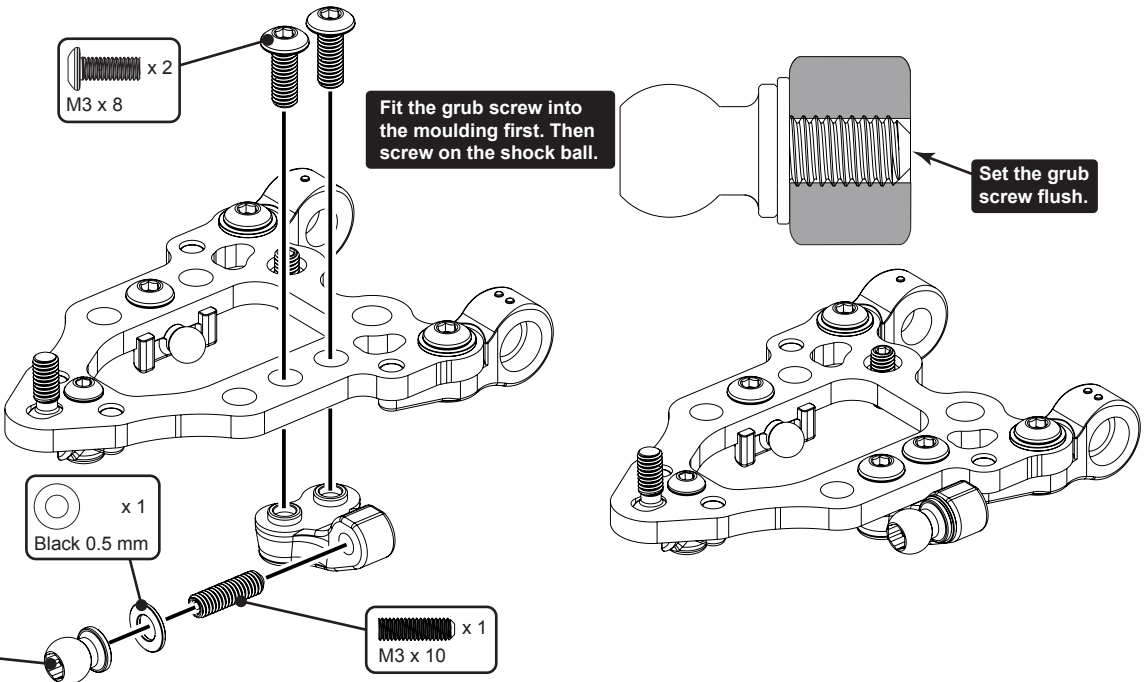
Fit the grub screw into the moulding first. Then screw on the shock ball.

Set the grub screw flush.

Black 0.5 mm x 1

Pivot Ball x 1

M3 x 10 x 1



STEP 30

Full size front steering arm.

See Page 5 Step 11 for how to assemble the inserts.

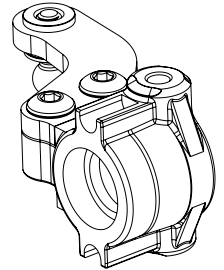
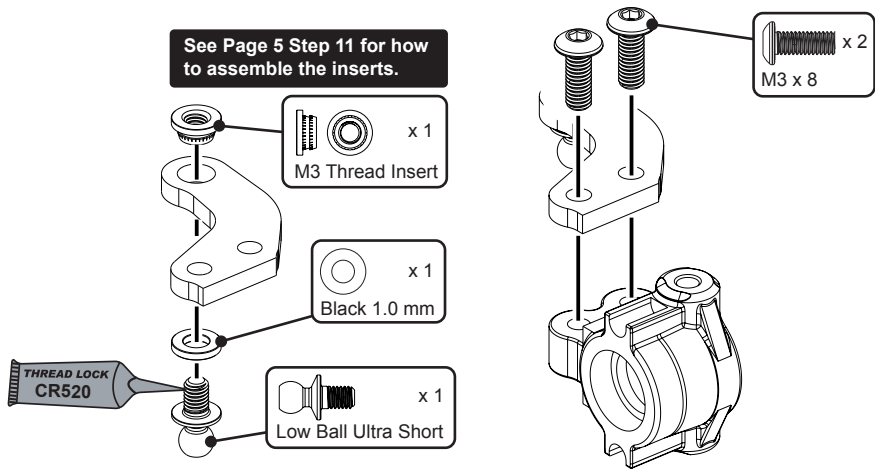
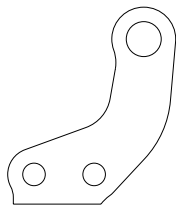
x 1
M3 Thread Insert

x 1
Black 1.0 mm

x 1
Low Ball Ultra Short

THREAD LOCK
CR520

x 2
M3 x 8



STEP 31

x 1
ø5 x ø7 x 1.5

x 1
ø5 x ø10 x 4

x 1
ø5 x ø10 x 3

x 1
ø1.5 x 9.8

x 1
O'ring ø9 x 1.0

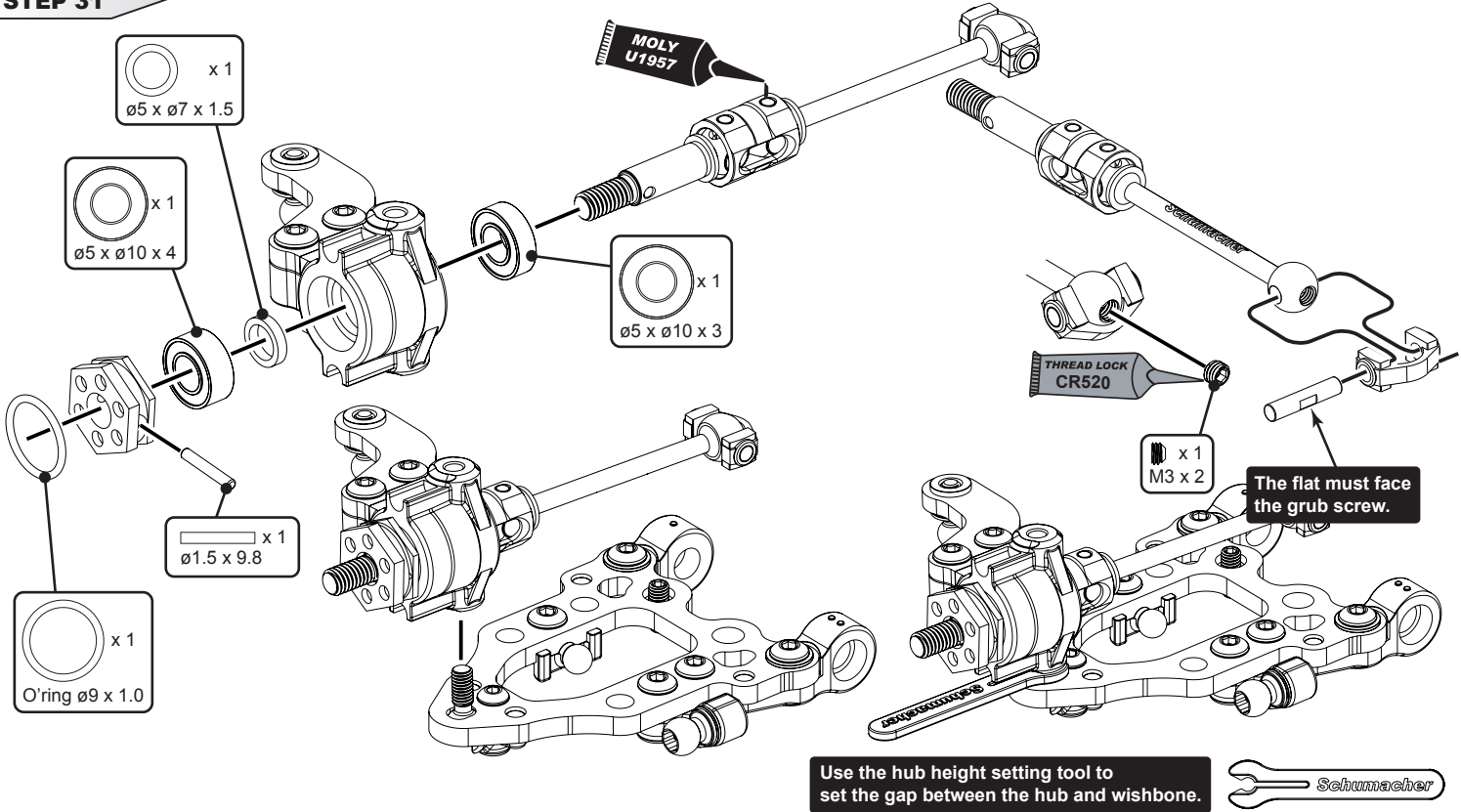

MOLY
U1957

THREAD LOCK
CR520

x 1
M3 x 2

The flat must face the grub screw.

Use the hub height setting tool to set the gap between the hub and wishbone.



STEP 32

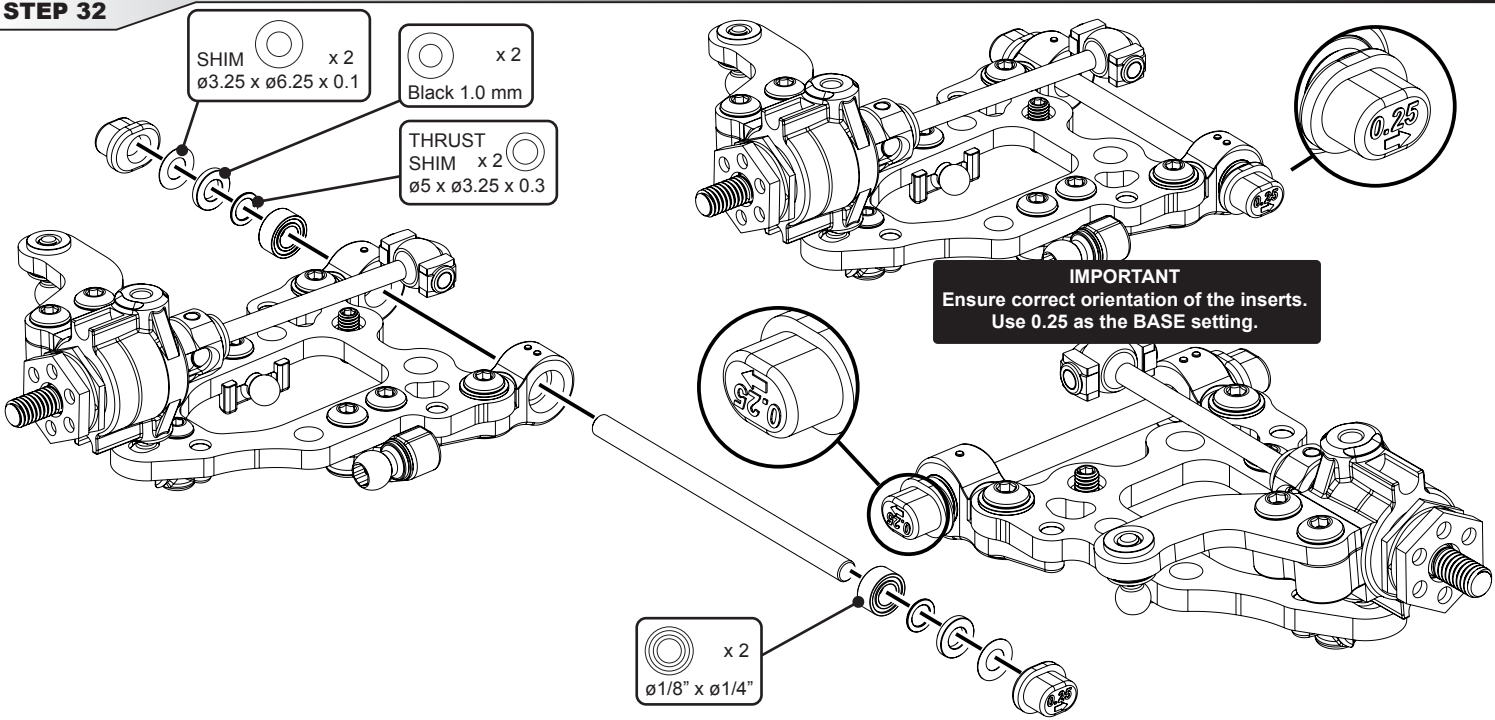

SHIM x 2
ø3.25 x ø6.25 x 0.1

x 2
Black 1.0 mm

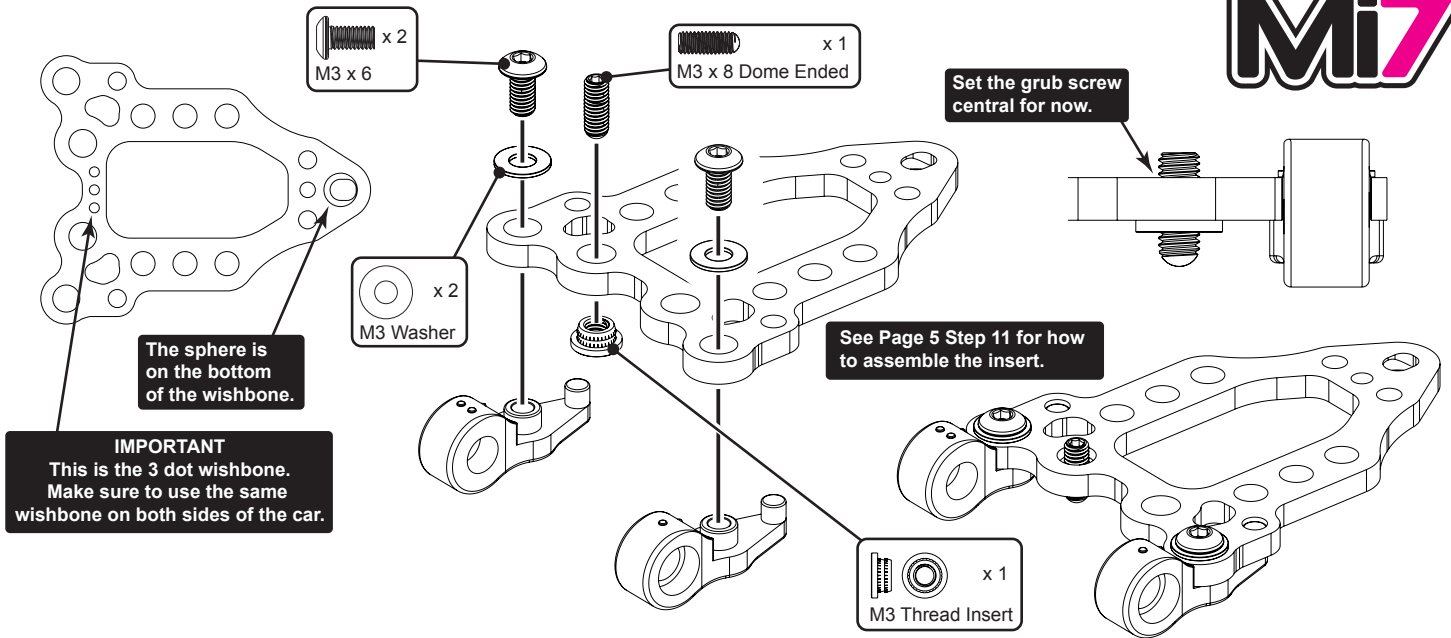
THRUST SHIM x 2
ø5 x ø3.25 x 0.3

x 2
ø1/8" x ø1/4"

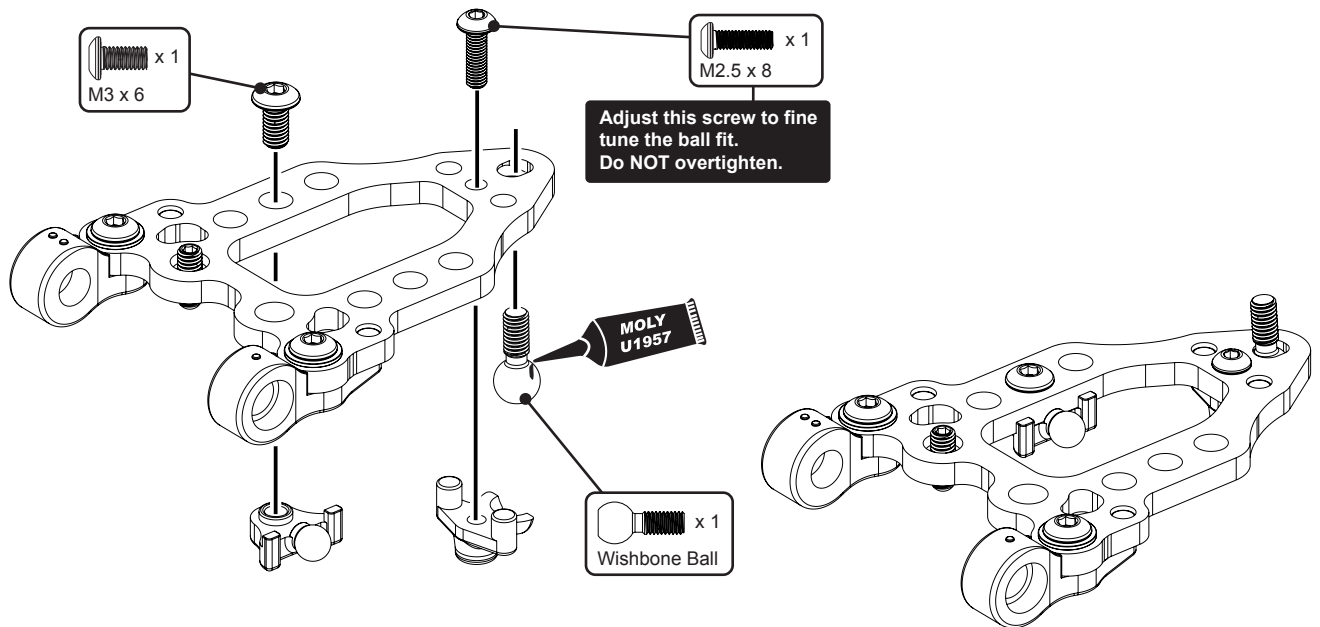
IMPORTANT
Ensure correct orientation of the inserts.
Use 0.25 as the BASE setting.



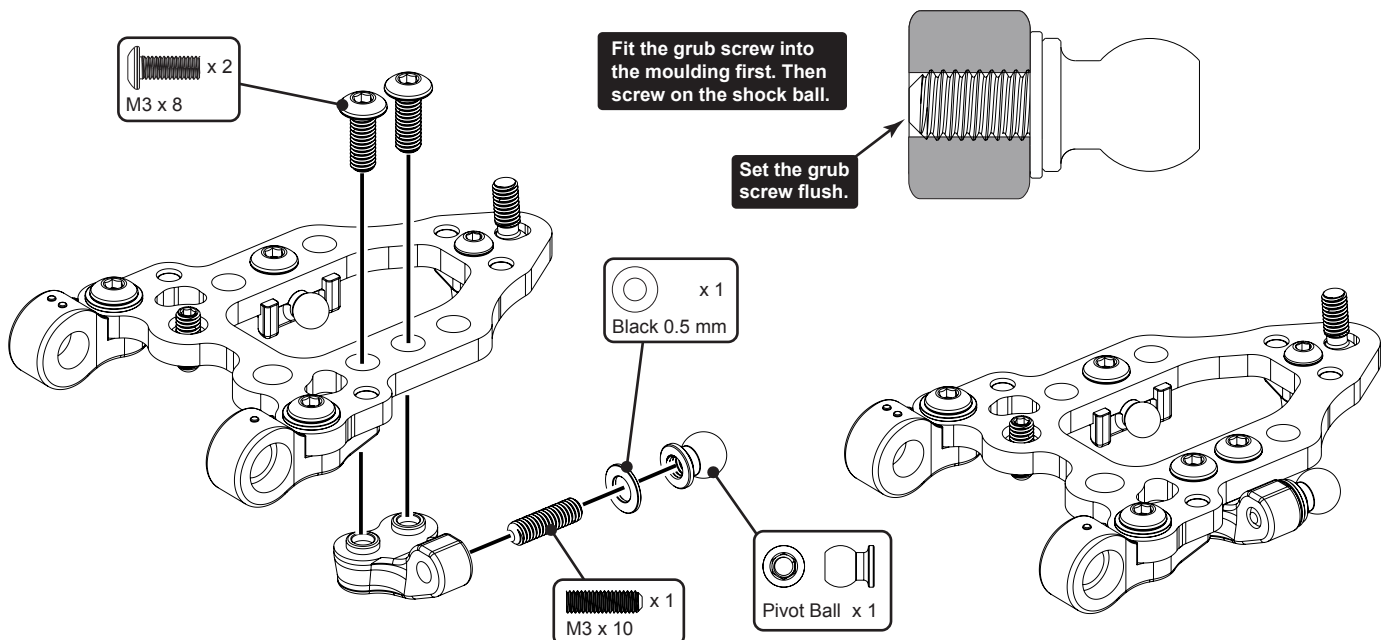
STEP 33 - Left Hand Side Front Suspension



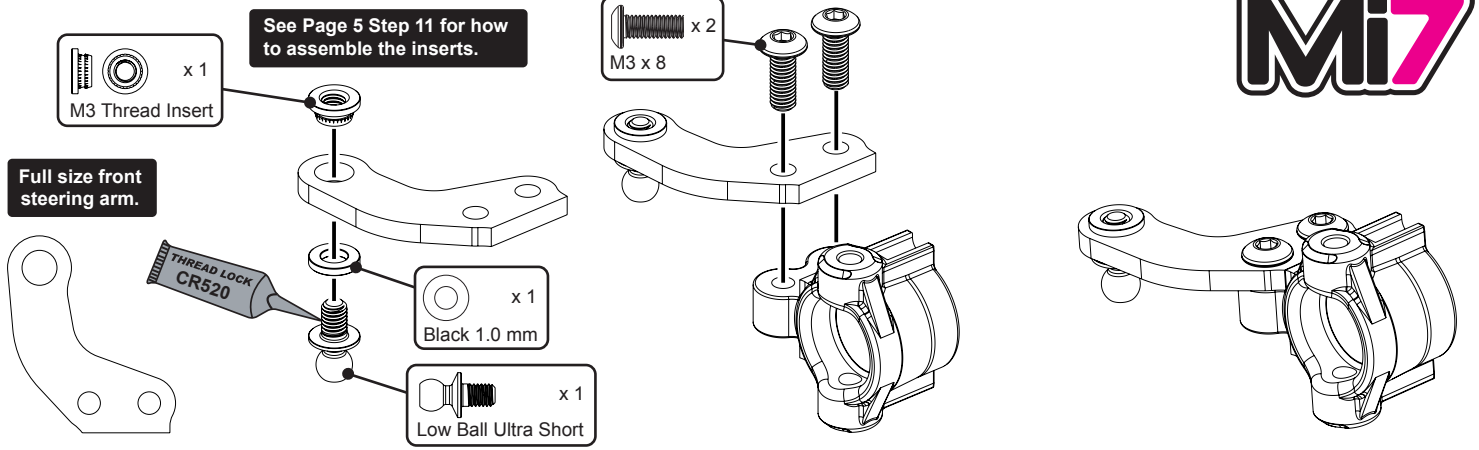
STEP 34



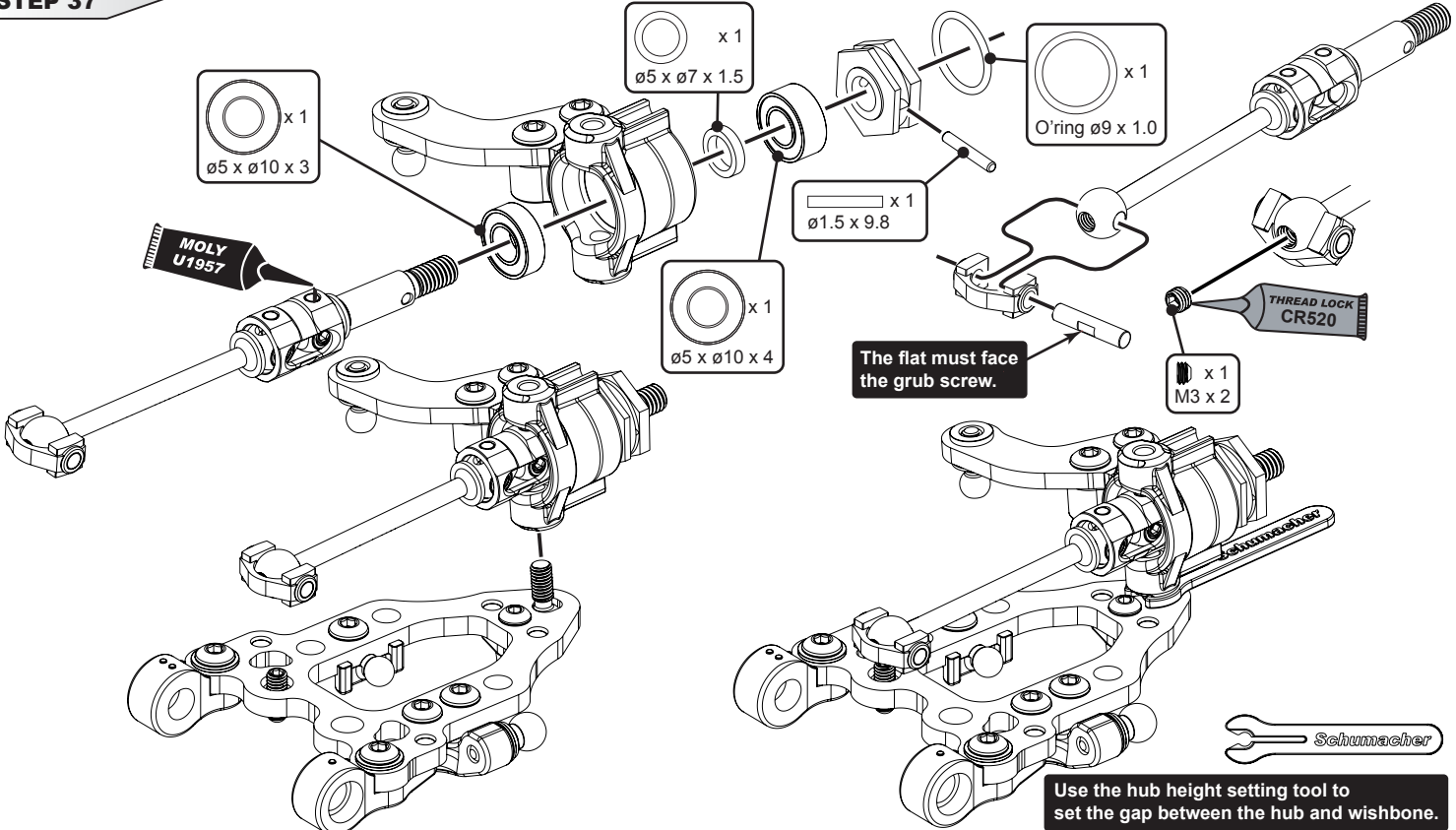
STEP 35



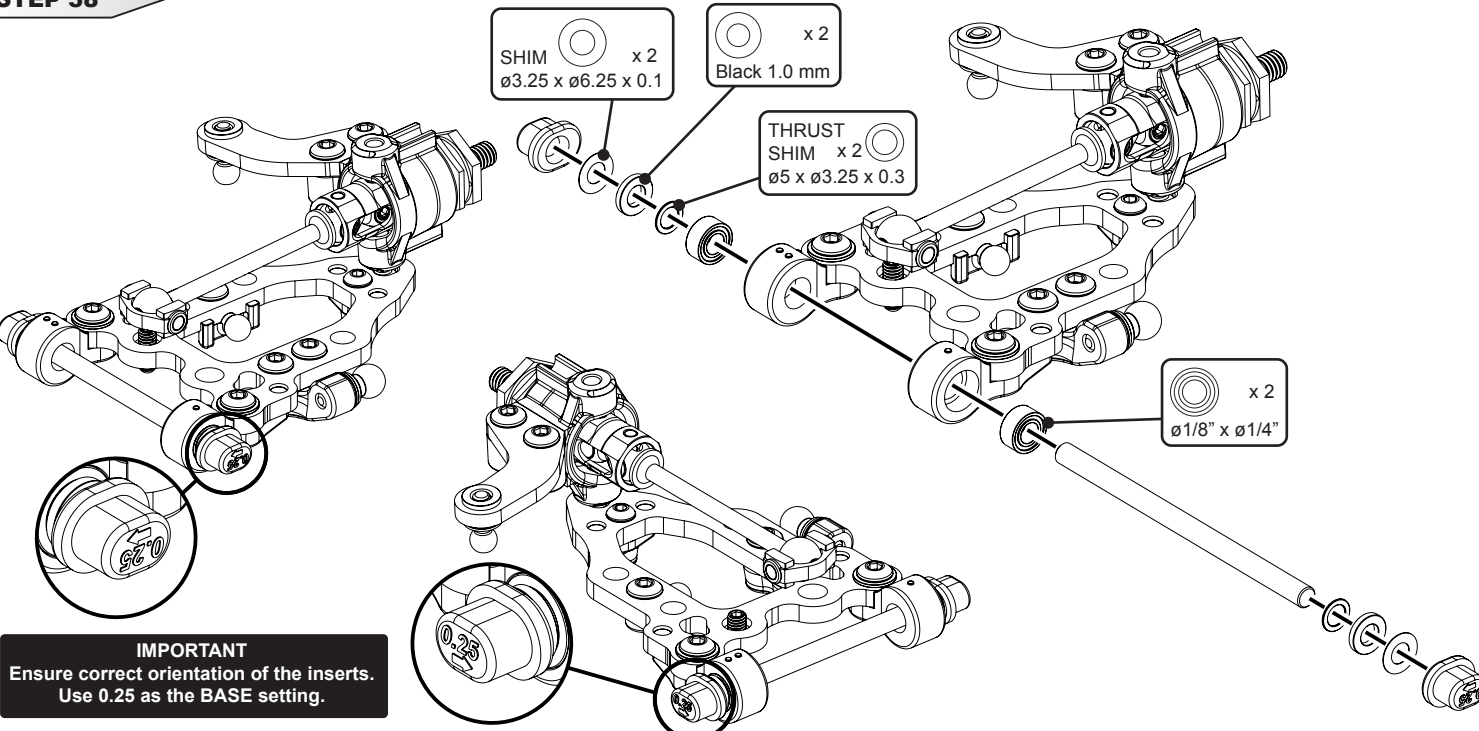
STEP 36



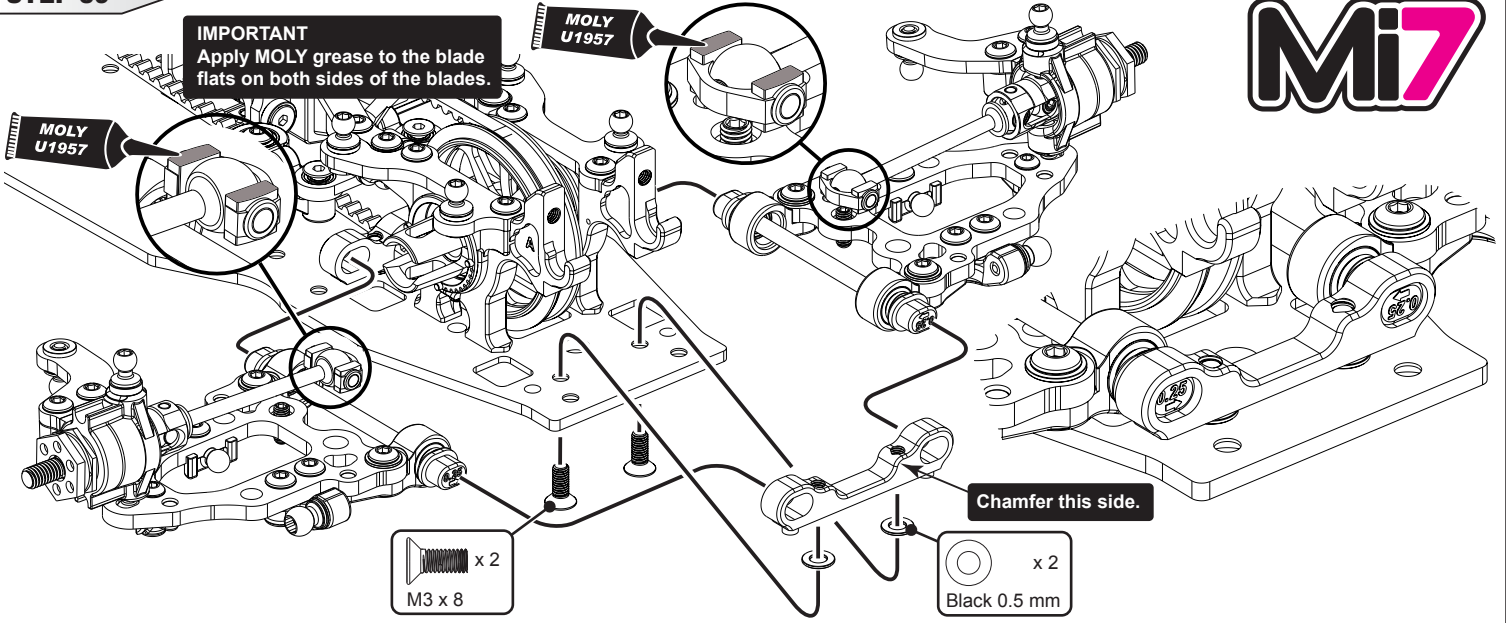
STEP 37



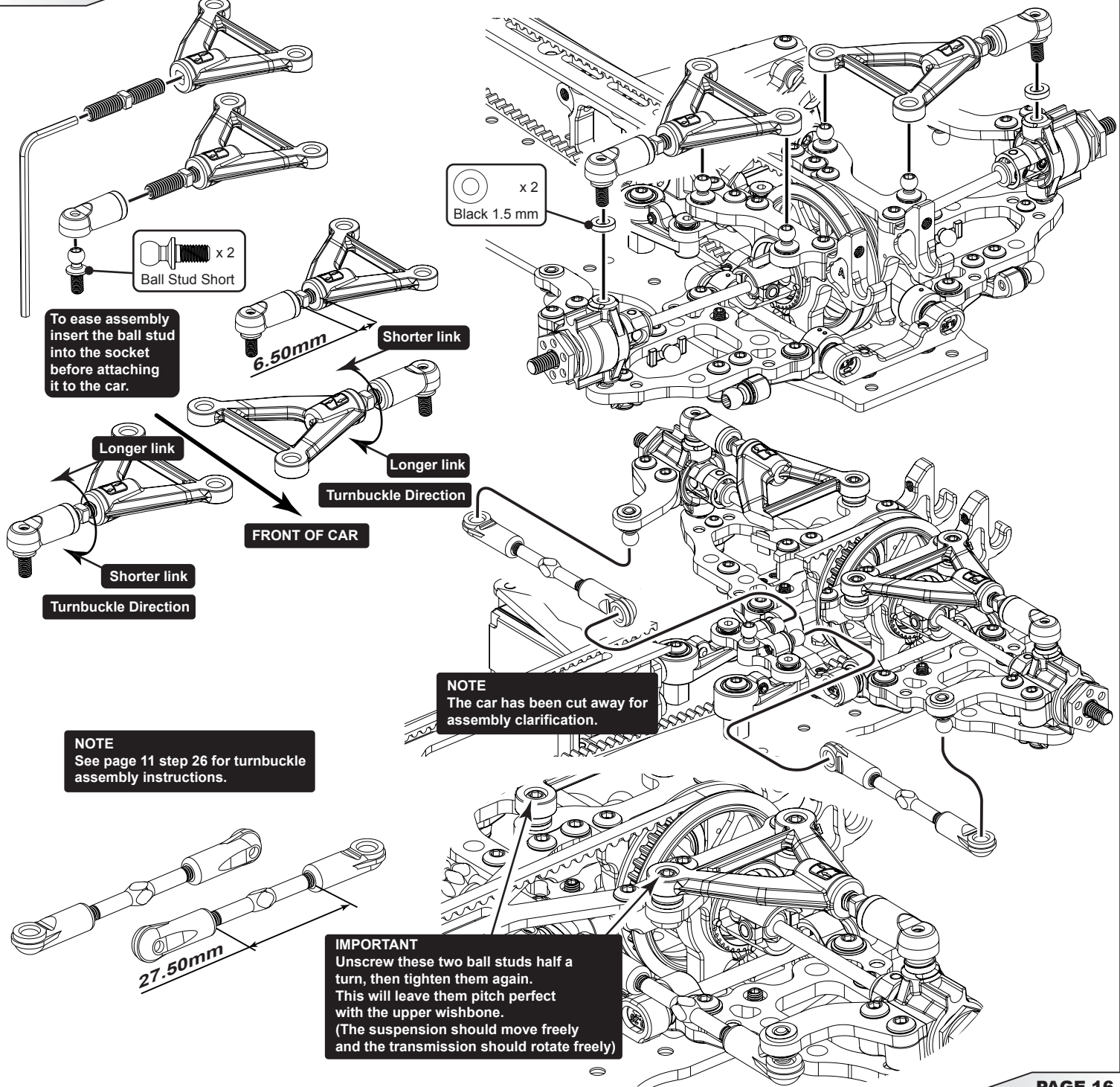
STEP 38



STEP 39



STEP 40



To ease assembly insert the ball stud into the socket before attaching it to the car.

Ball Stud Short x 2

6.50mm

Shorter link

Longer link

Longer link

Turnbuckle Direction

FRONT OF CAR

Shorter link

Turnbuckle Direction

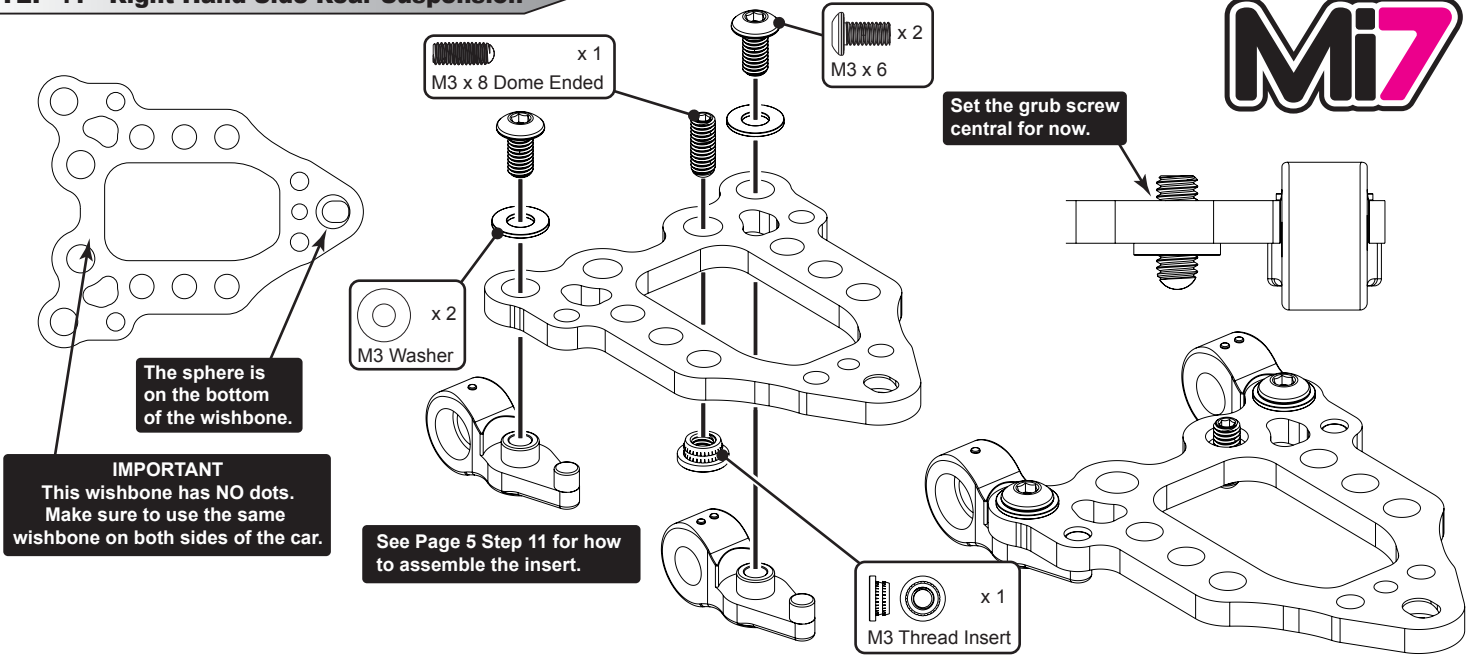
NOTE
The car has been cut away for assembly clarification.

NOTE
See page 11 step 26 for turnbuckle assembly instructions.

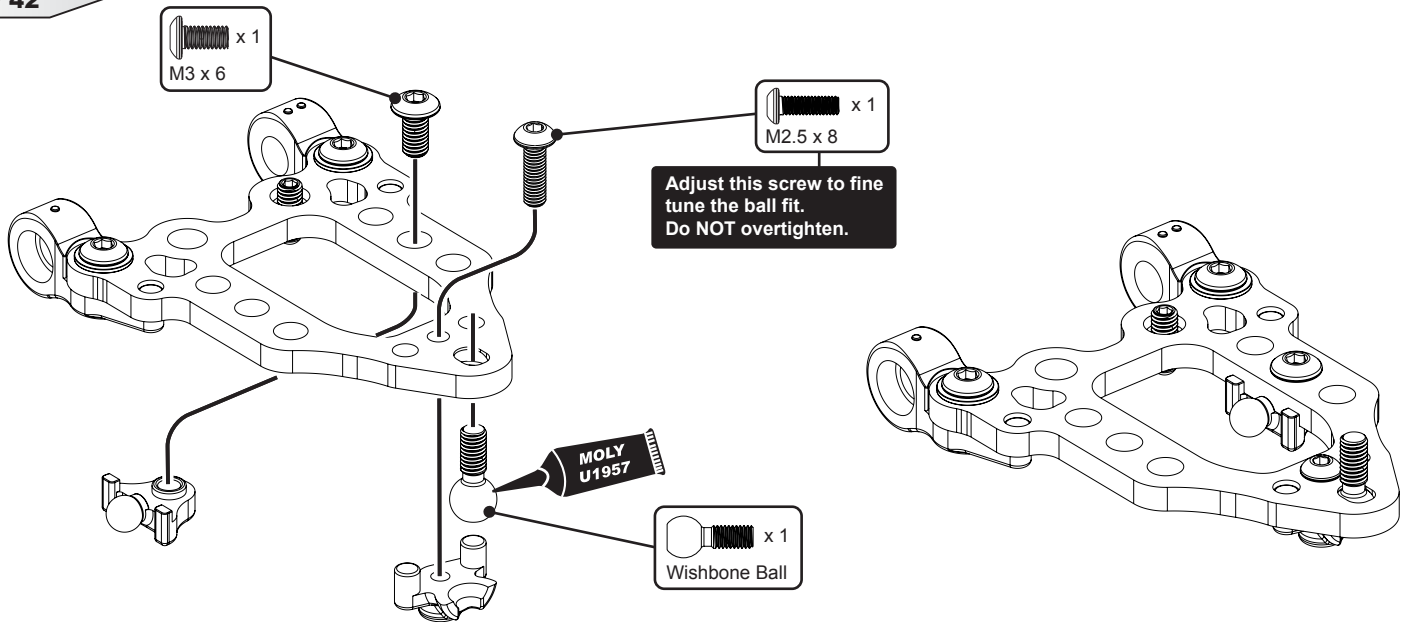
27.50mm

IMPORTANT
Unscrew these two ball studs half a turn, then tighten them again. This will leave them pitch perfect with the upper wishbone. (The suspension should move freely and the transmission should rotate freely)

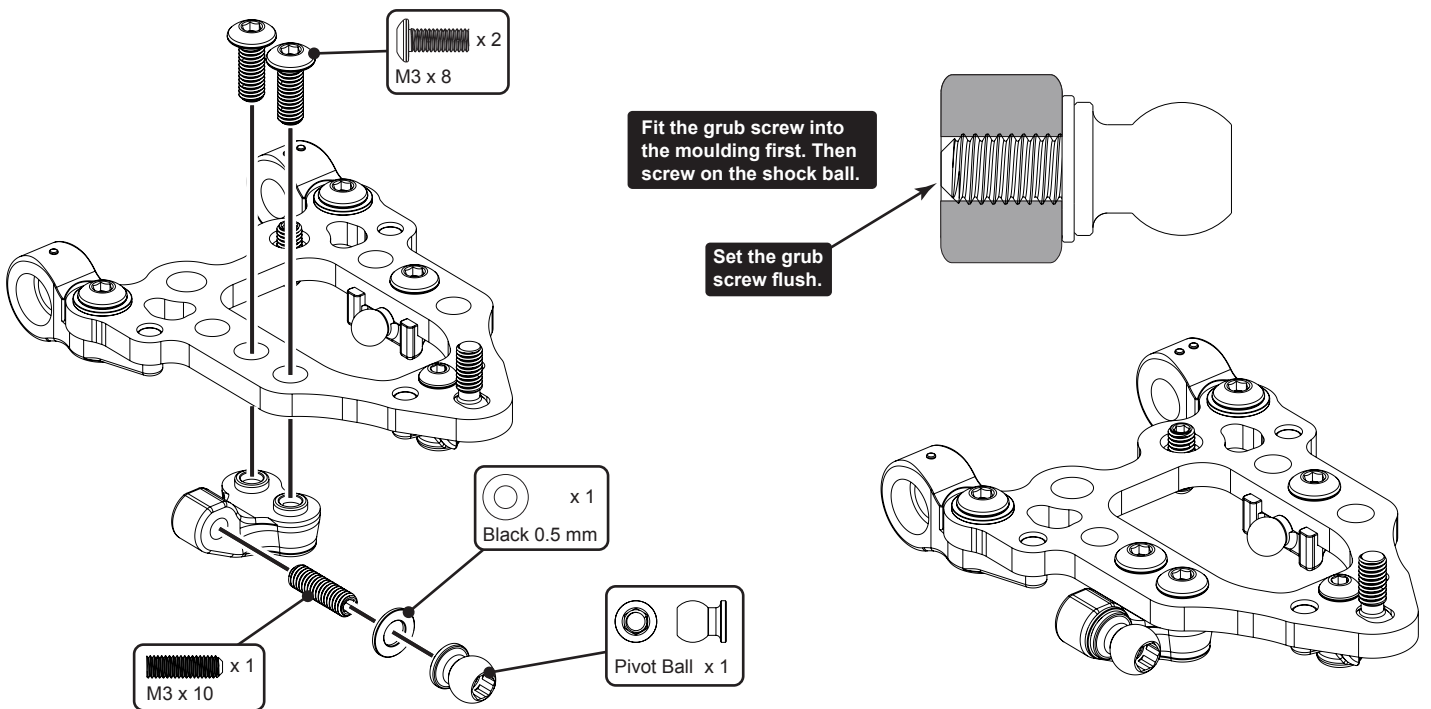
STEP 41 - Right Hand Side Rear Suspension



STEP 42



STEP 43



STEP 44



M3 Thread Insert x 1

See Page 5 Step 11 for how to assemble the inserts.

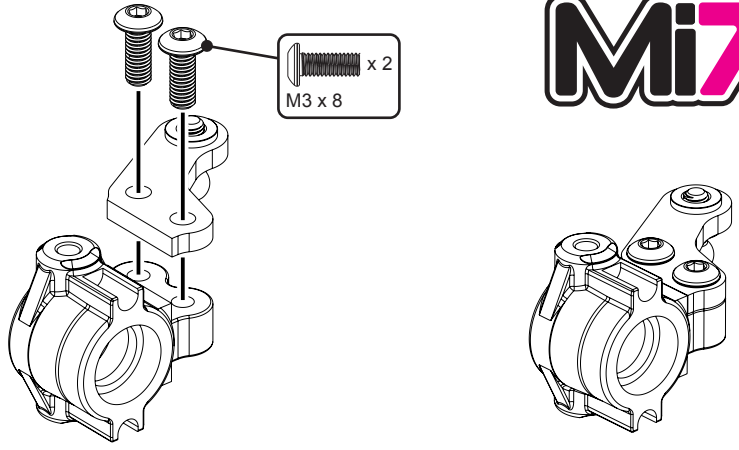
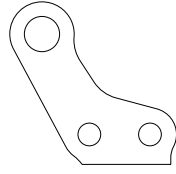
M3 x 8 x 2

Full size rear toe-in arm.

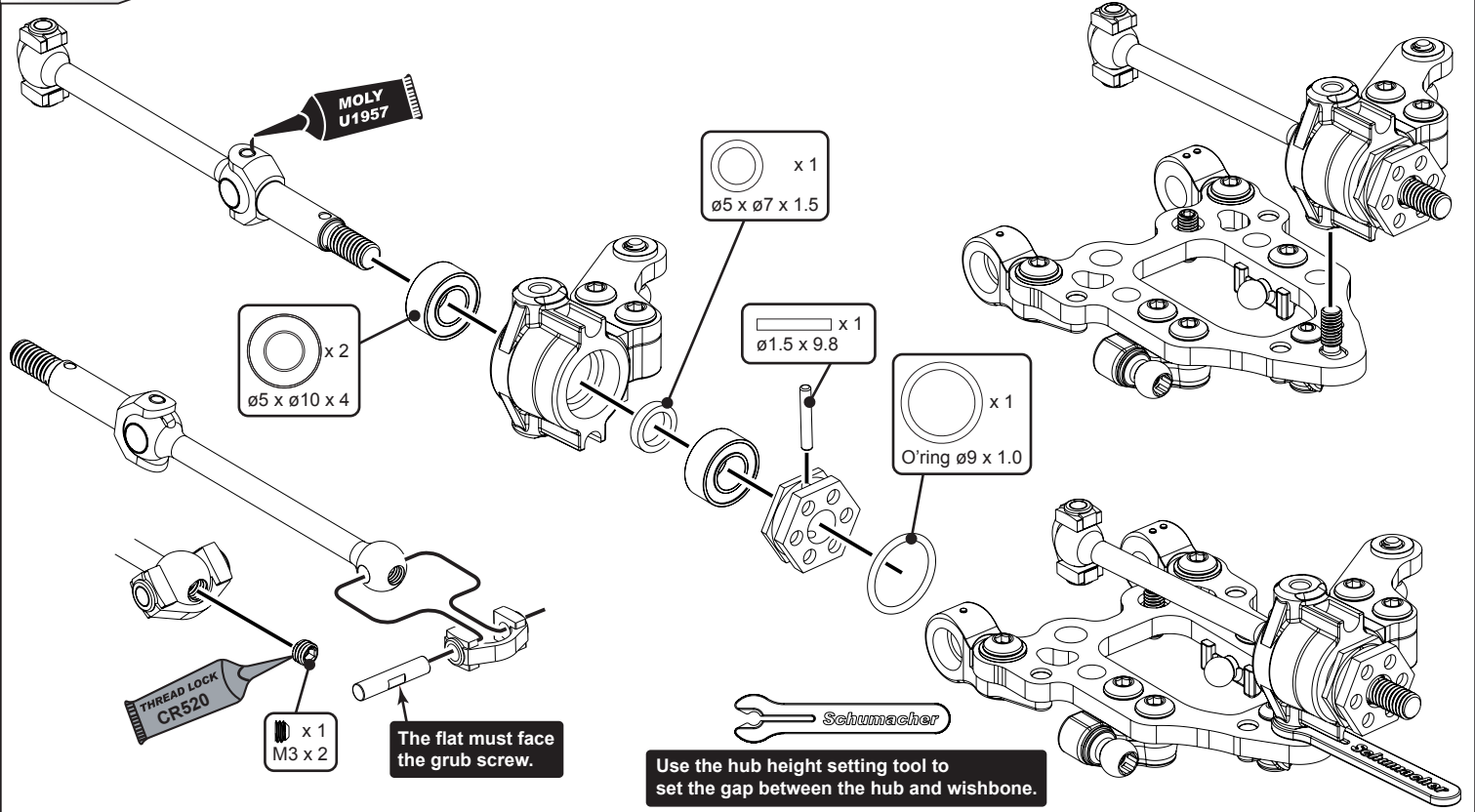


Black 0.5 mm x 1

Low Ball Ultra Short x 1



STEP 45



MOLY U1957

ø5 x ø7 x 1.5 x 1

ø5 x ø10 x 4 x 2

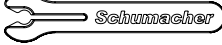
ø1.5 x 9.8 x 1

O'ring ø9 x 1.0 x 1


THREAD LOCK CR520 x 1 M3 x 2

The flat must face the grub screw.

Use the hub height setting tool to set the gap between the hub and wishbone.



STEP 46



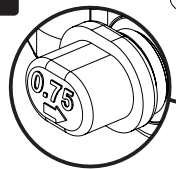
SHIM x 2 ø3.25 x ø6.25 x 0.1

Black 1.0 mm x 2

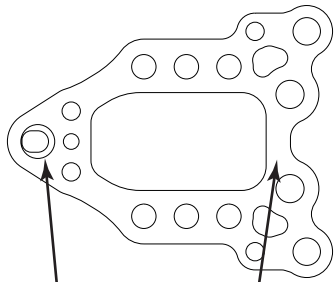
ø1/8" x ø1/4" x 2

THRUST SHIM x 2 ø5 x ø3.25 x 0.3

IMPORTANT
Ensure correct orientation of the inserts.
Use 0.75 as the BASE setting.

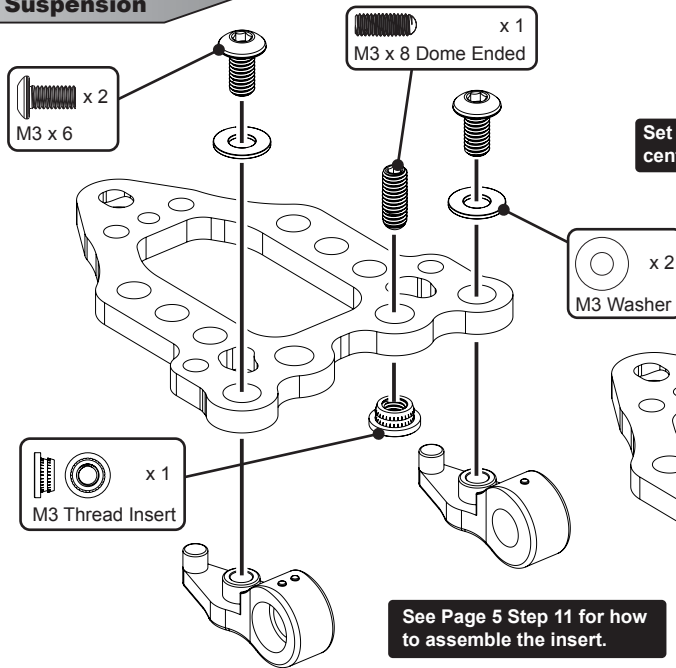


STEP 47 - Left Hand Side Rear Suspension



The sphere is on the bottom of the wishbone.

IMPORTANT
This wishbone has NO dots. Make sure to use the same wishbone on both sides of the car.



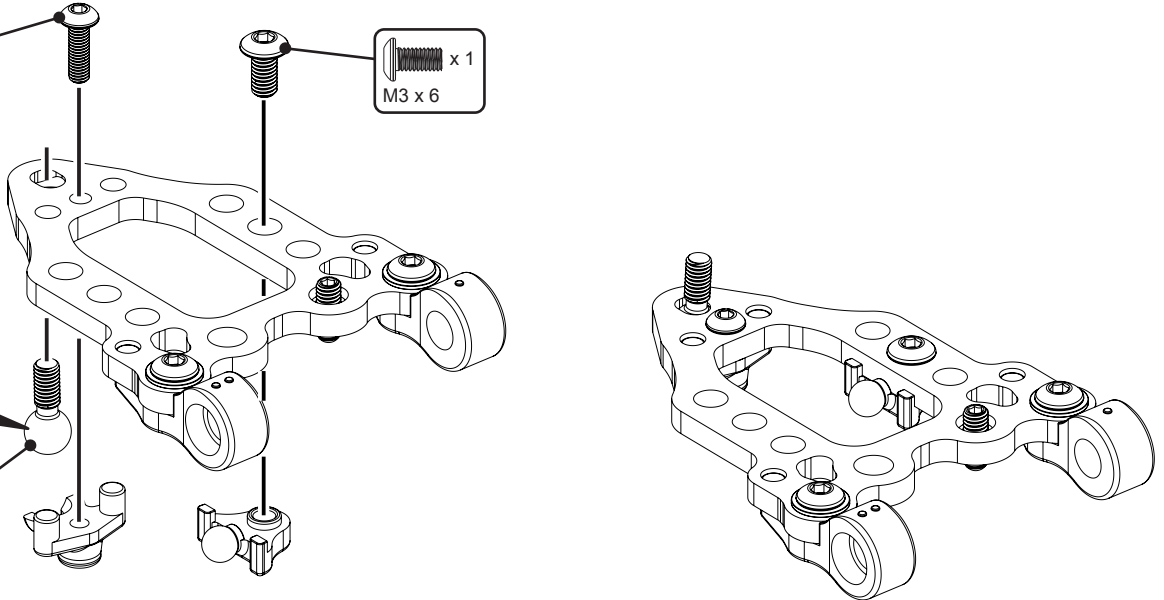
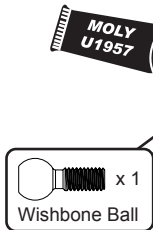
Set the grub screw central for now.

See Page 5 Step 11 for how to assemble the insert.

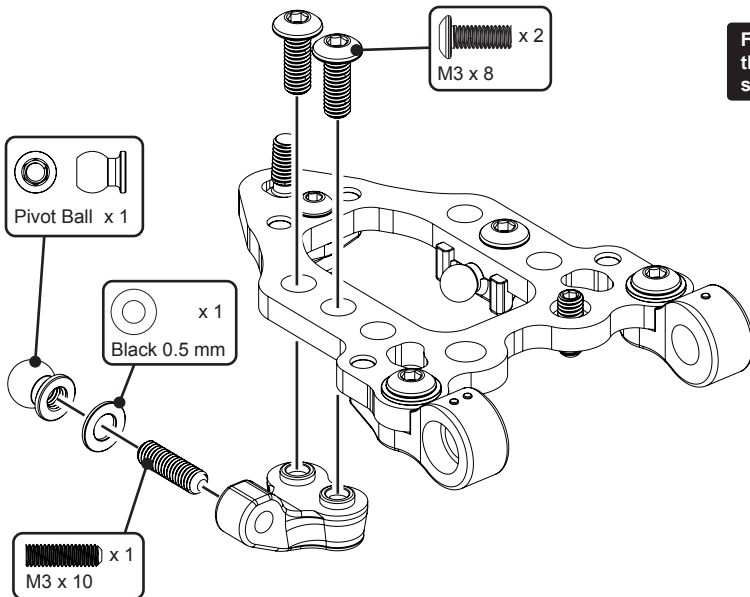
STEP 48



Adjust this screw to fine tune the ball fit. Do NOT overtighten.

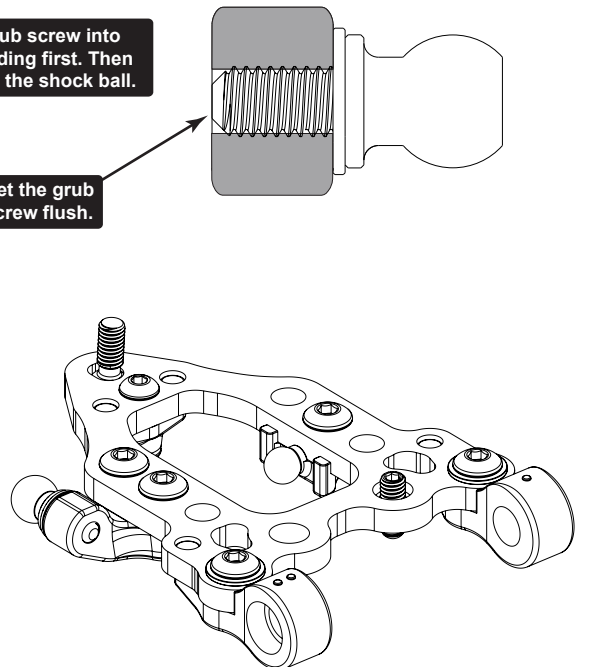


STEP 49



Fit the grub screw into the moulding first. Then screw on the shock ball.

Set the grub screw flush.



STEP 50

See Page 5 Step 11 for how to assemble the inserts.



Full size rear toe-in arm.

x 1
M3 Thread Insert

x 2
M3 x 8

THREAD LOCK
CR520

x 1
Low Ball Ultra Short

x 1
Black 0.5 mm

STEP 51

x 1
O'ring ø9 x 1.0

x 1
ø1.5 x 9.8

x 1
ø5 x ø7 x 1.5

x 2
ø5 x ø10 x 4



Use the hub height setting tool to set the gap between the hub and wishbone.

THREAD LOCK
CR520

x 1
M3 x 2

The flat must face the grub screw.

MOLY
U1957

STEP 52

THRUST SHIM x 2
ø5 x ø3.25 x 0.3

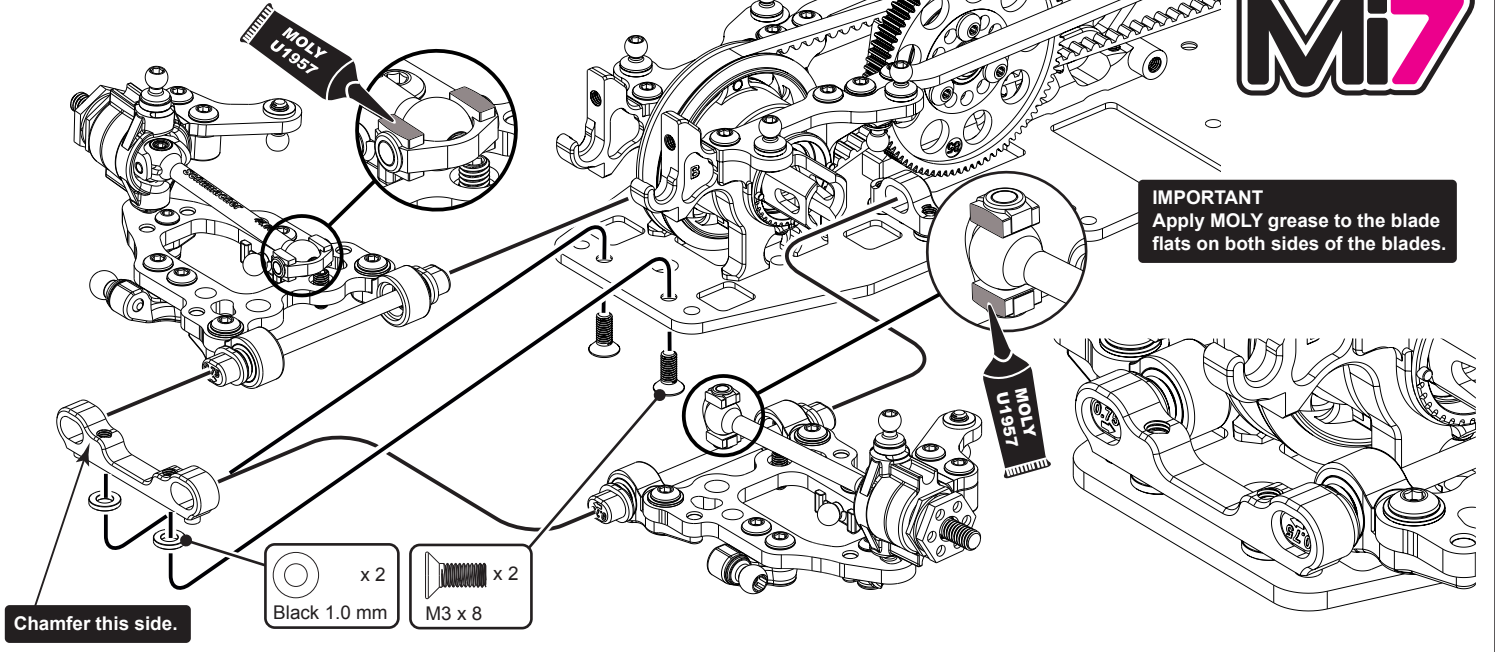
x 2
Black 1.0 mm

SHIM x 2
ø3.25 x ø6.25 x 0.1

x 2
ø1/8" x ø1/4"

IMPORTANT
Ensure correct orientation of the inserts.
Use 0.75 as the BASE setting.

STEP 53

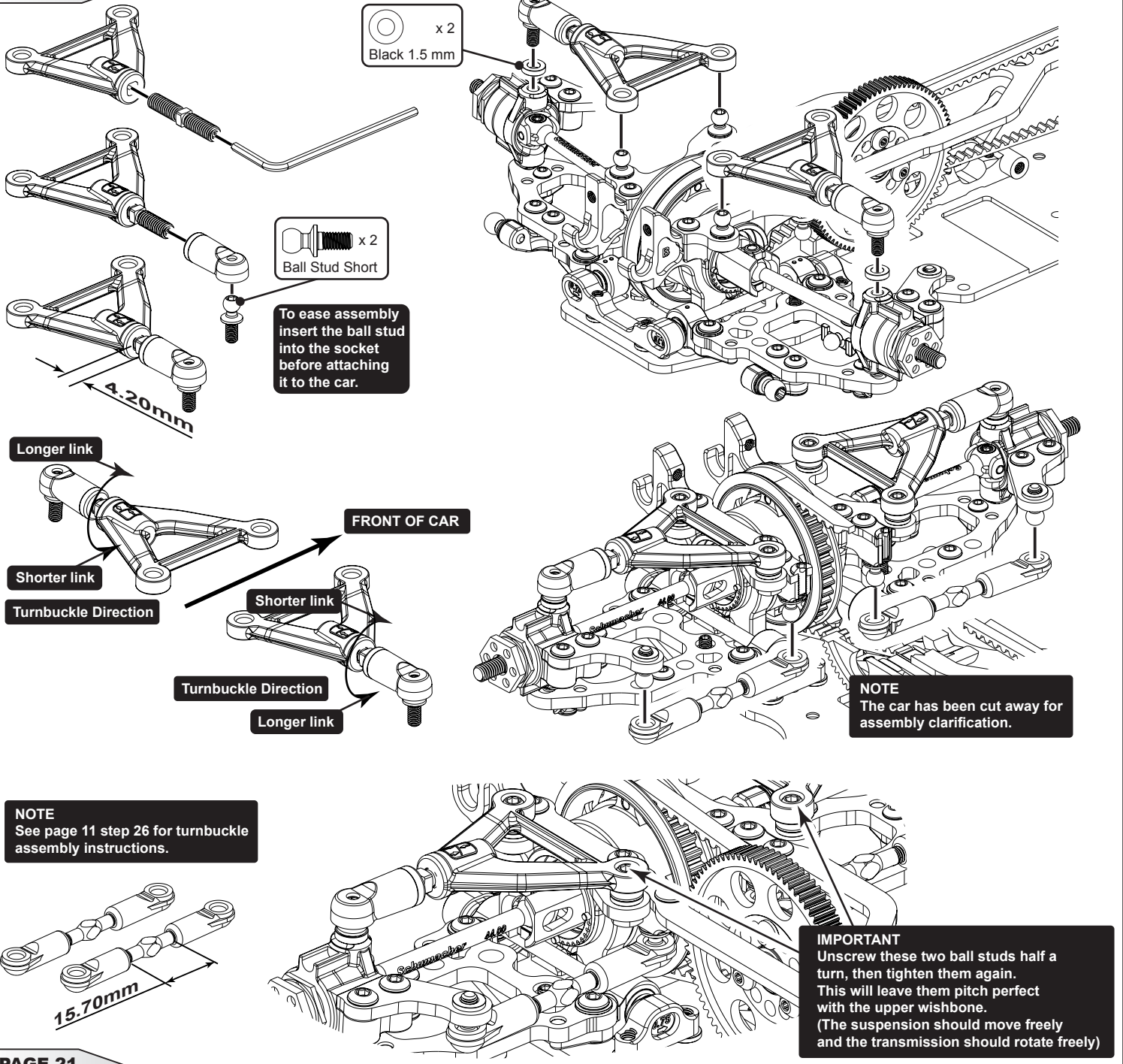


IMPORTANT
Apply MOLY grease to the blade flats on both sides of the blades.

Chamfer this side.

- x 2
- x 2

STEP 54



- x 2

- x 2

To ease assembly insert the ball stud into the socket before attaching it to the car.

Longer link

Shorter link

Turnbuckle Direction

FRONT OF CAR

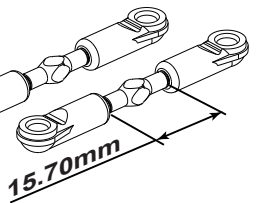
Shorter link

Turnbuckle Direction

Longer link

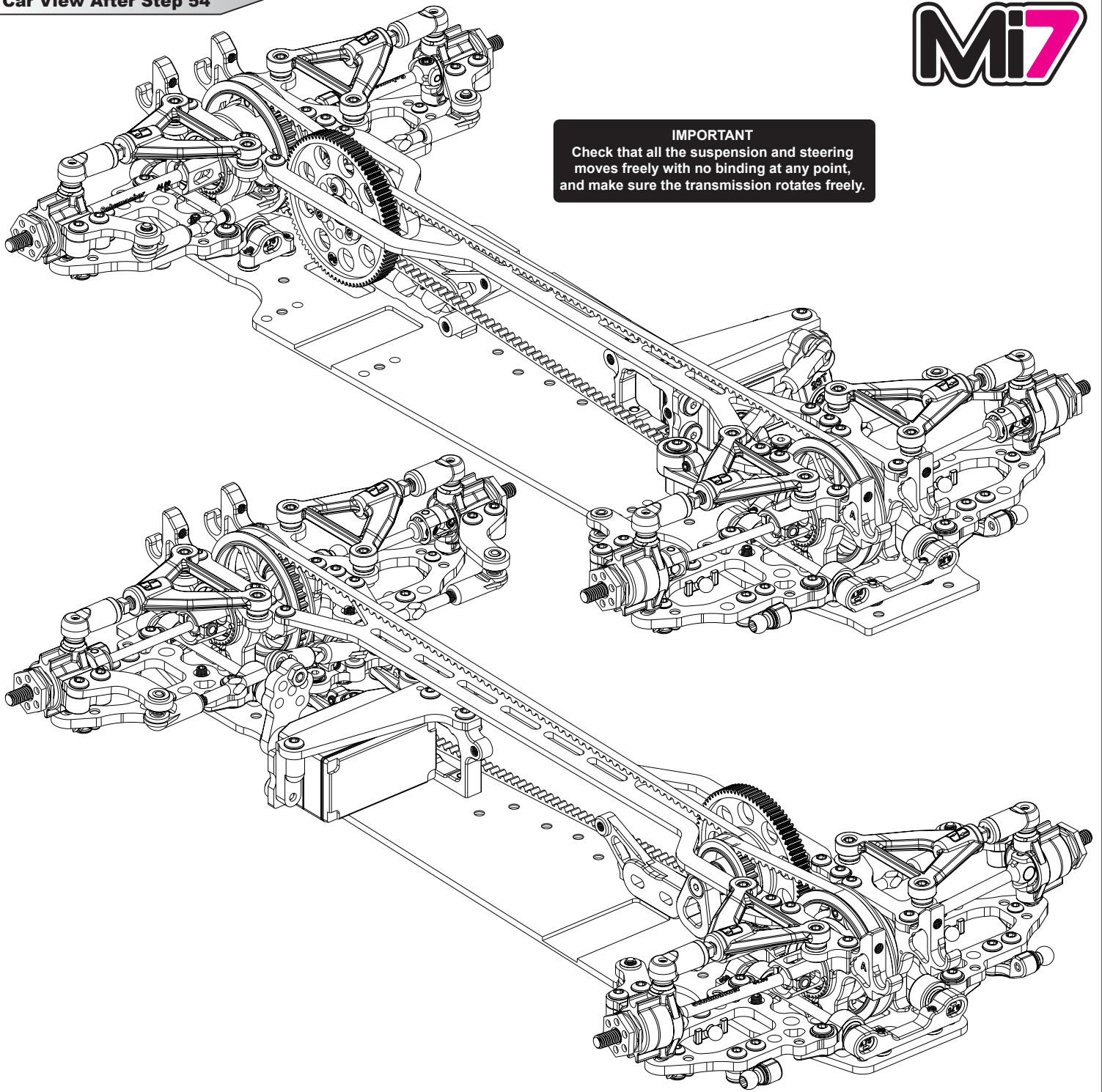
NOTE
The car has been cut away for assembly clarification.

NOTE
See page 11 step 26 for turnbuckle assembly instructions.

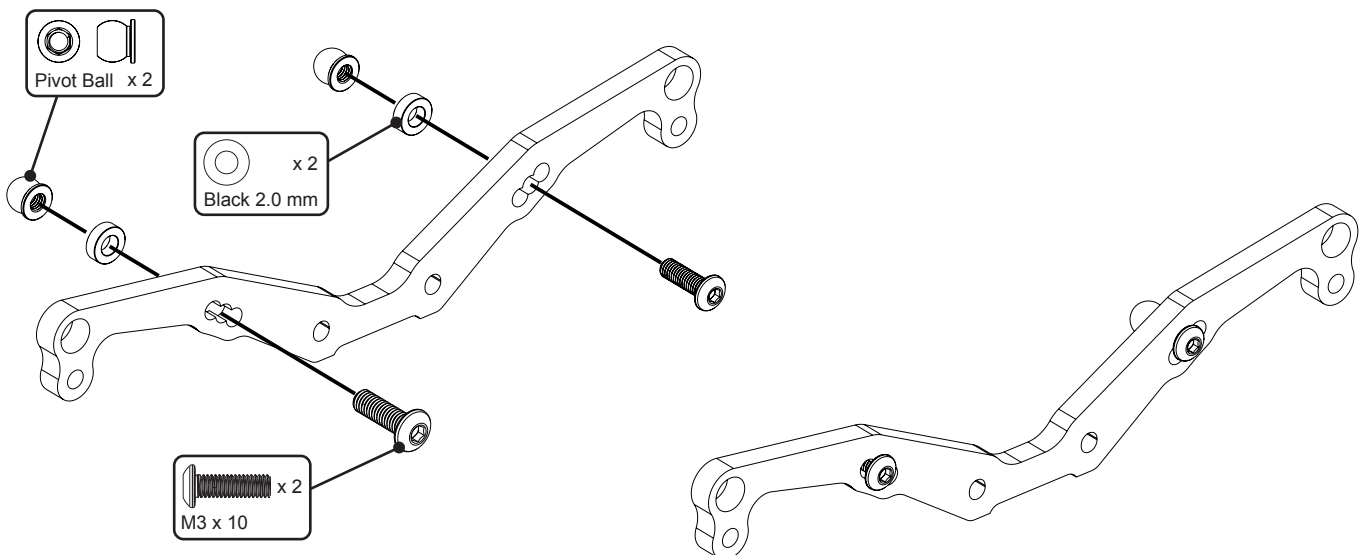


IMPORTANT
Unscrew these two ball studs half a turn, then tighten them again. This will leave them pitch perfect with the upper wishbone. (The suspension should move freely and the transmission should rotate freely)

IMPORTANT
Check that all the suspension and steering
moves freely with no binding at any point,
and make sure the transmission rotates freely.



STEP 55



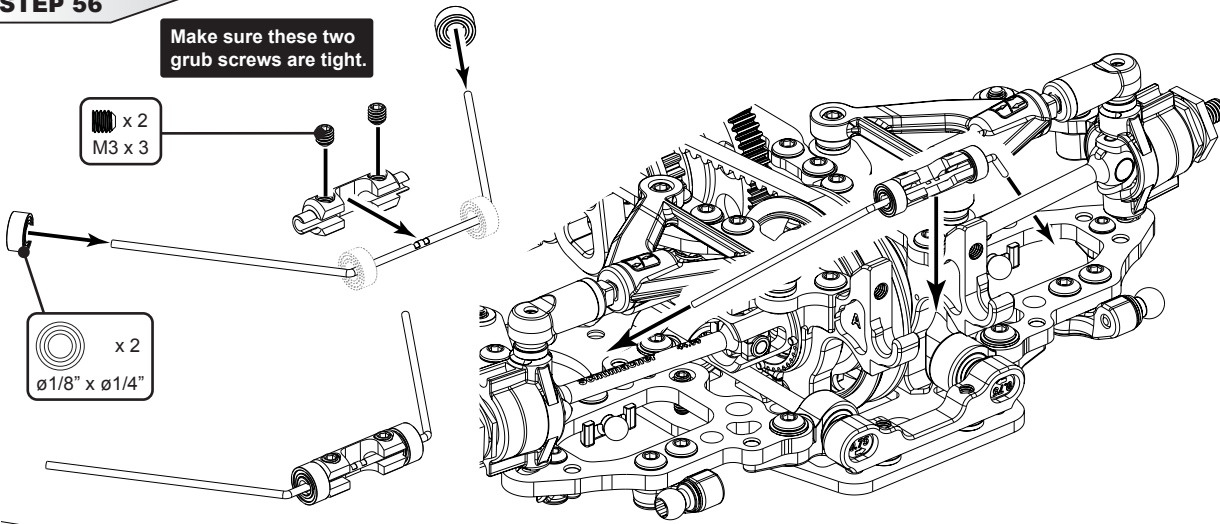
STEP 56

Make sure these two grub screws are tight.



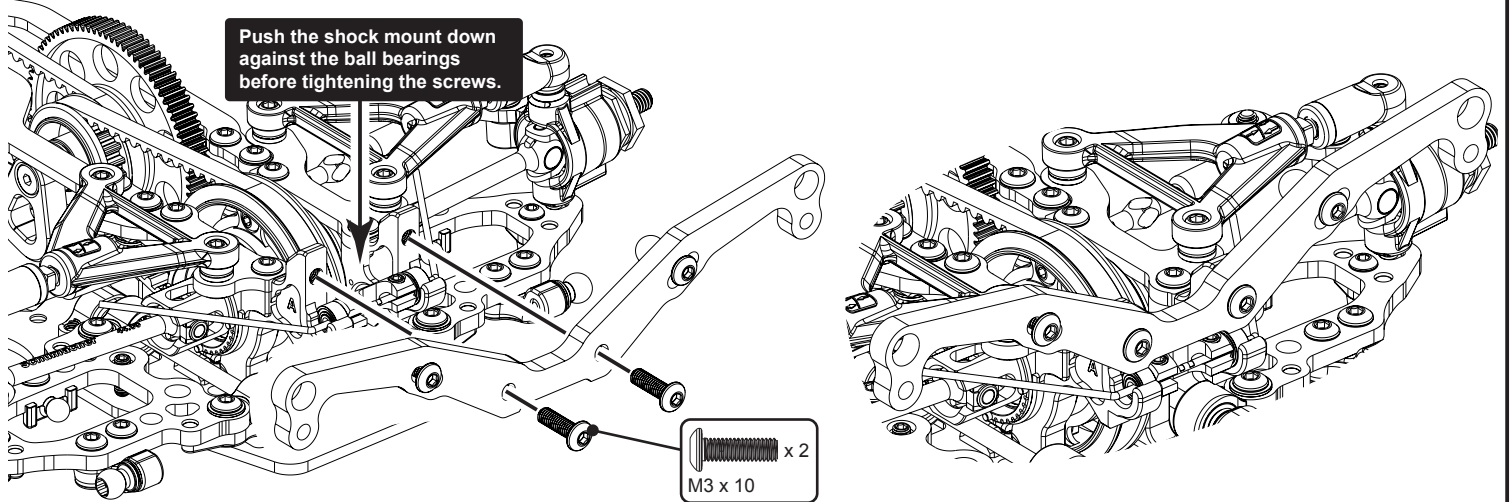
x 2
M3 x 3

x 2
ø1/8" x ø1/4"



Push the shock mount down against the ball bearings before tightening the screws.

x 2
M3 x 10

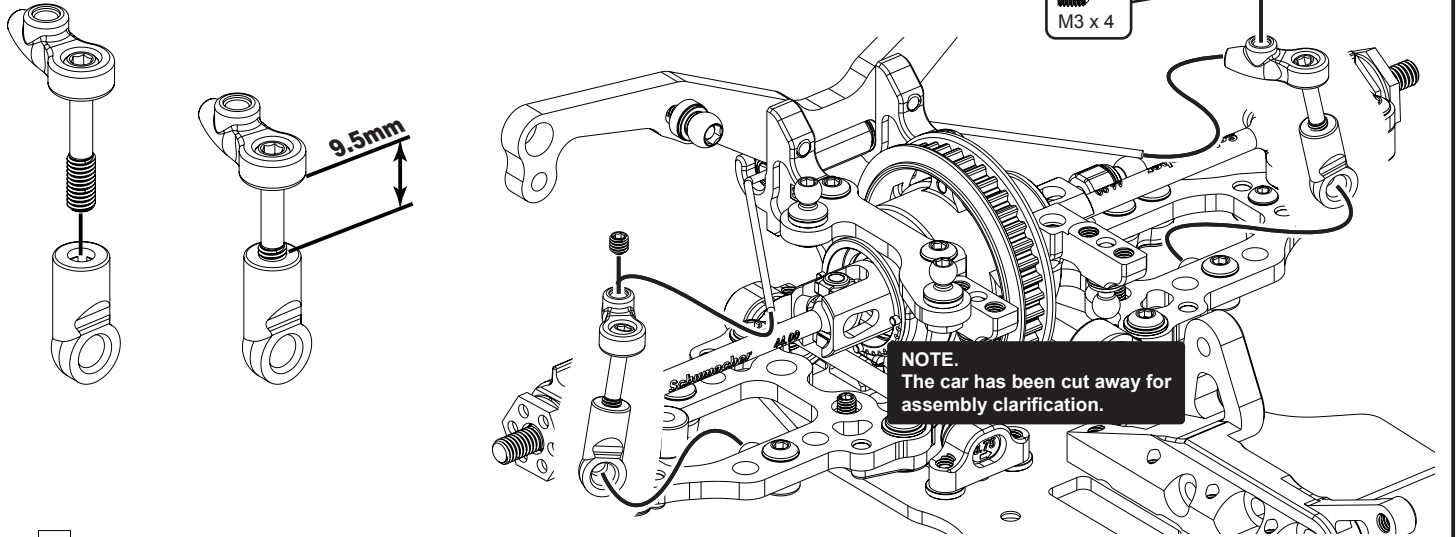


STEP 57

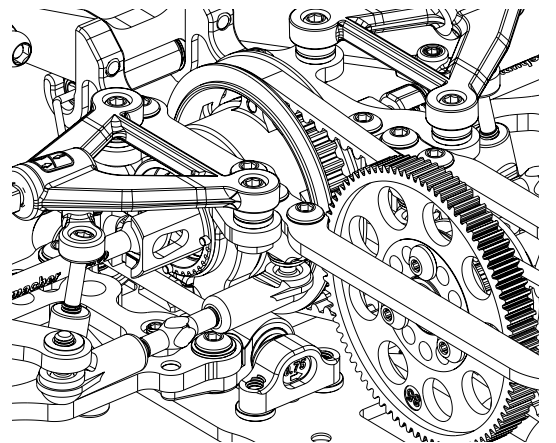
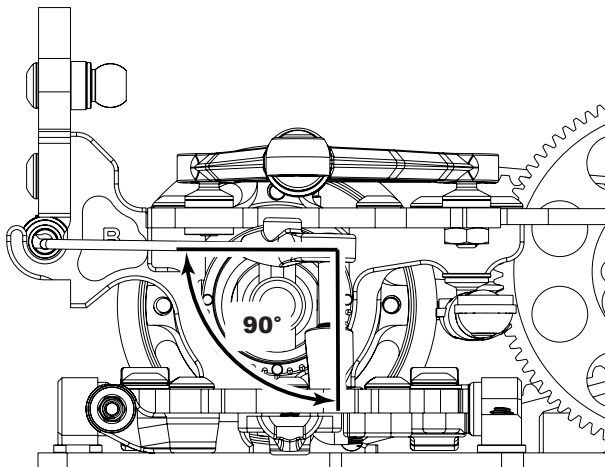
x 2
M3 x 4

9.5mm

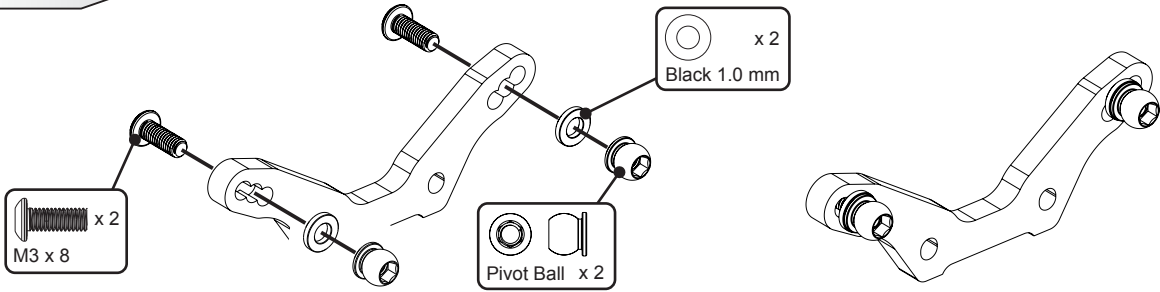
NOTE:
The car has been cut away for assembly clarification.



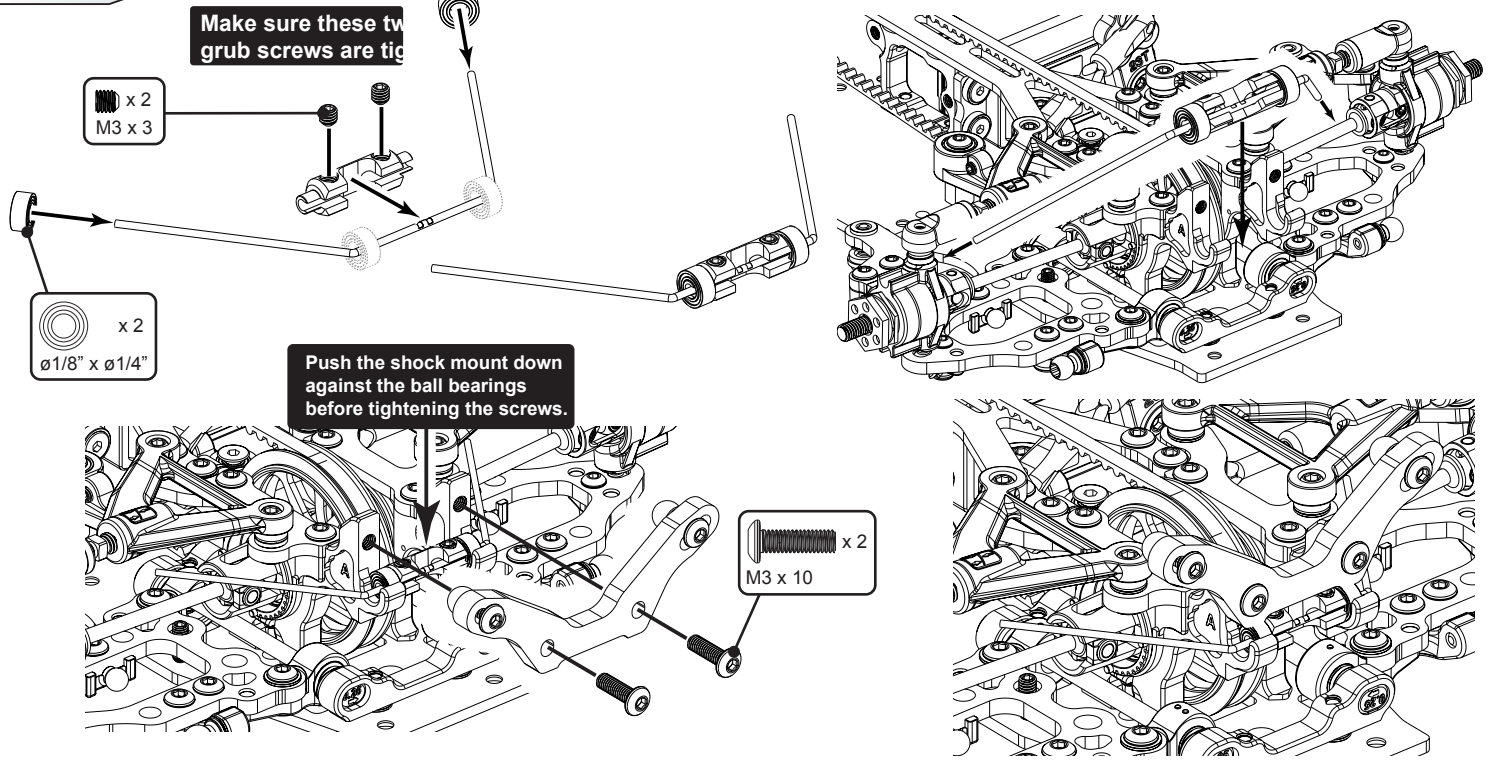
90°



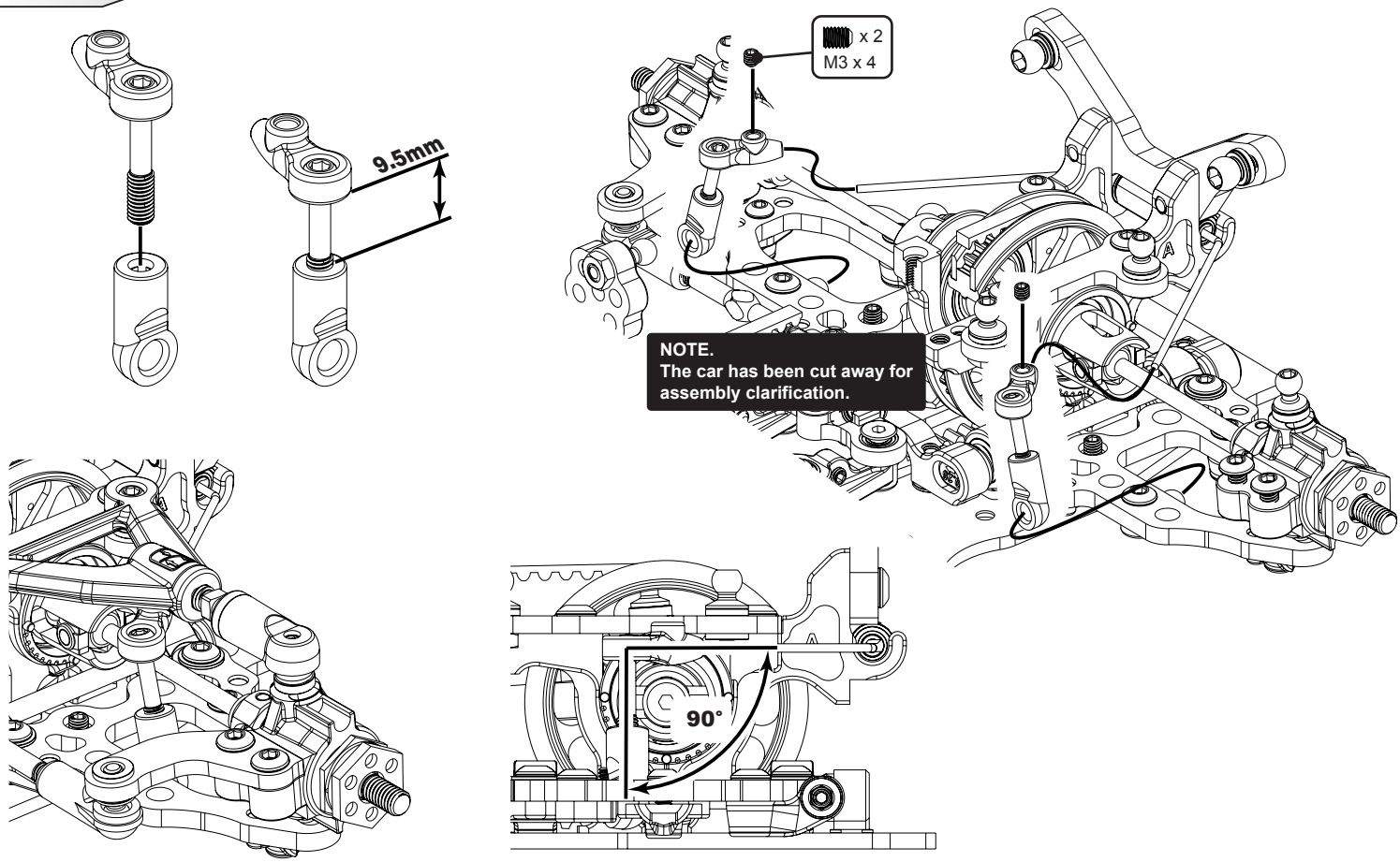
STEP 58



STEP 59



STEP 60





ELECTRIC - TOURING CARS

K182 Mi7 Pro C/F Touring - Kit

CHASSIS PARTS

U119 Aerial Tube - Pack 4
 U4741 6mm Offset Servo Arms
 U4773 Aerial Mount - CAT K2
 U4872 Centre Track Rod Shim - Mi6 - (pk4)
 U7738 Radius Arms - Mi7 (pr)
 U7739 Body Post Spacers - Mi7 (pr)
 U7740 Hub Carrier Setting Tool - Mi7
 U7746 Manual - Mi7
 U7749 Bumper Mouldings - Mi7
 U7750 LiPo Mounting Mouldings - Mi7 (set)
 U7761 Alloy Servo Mount - Mi7
 U7769 Alloy Centre Track Rod Assy - Mi7
 U7773 Alloy Steering Pivots/Spacers - Mi7 (pr)
 U7790 Foam Bumper - Mi7
 U7797 C/F Front Shock Mount - Mi7
 U7798 C/F Rear Shock Mount - Mi7
 U7799 C/F Top Deck 2.0mm - Mi7
 U7800 C/F Servo Mount - Mi7
 U7802 C/F Bumper Crash Stop - Mi7
 U7804 C/F Front Steering Arm - Mi7 (pr)
 U7806 C/F Rear Toe Arm - Mi7 (pr)
 U7844 S2 Droop Gauge Spacer - Mi7
 U7848 Servo Post - Mi7
 U7850 Body Mount Set - Mi7
 U7858 C/F Chassis 2.25mm - Mi7
 U7861 Anti-Lozenge Conversion - Mi7
 U7867 Long Socket 5.5mm (pr)

BODYSHELLS AND DECALS

AX001 Aerox Razor Body - 1/10 Touring - Light - 190mm
 AX007 Aerox Razor Wing - 1.00mm
 AX008 Aerox Razor Wing - 0.75mm
 CR258 Body Repair Tape - 50mm x 1Mtr
 KB48072 Light Weight Racing Body 190mm Type A, clear
 KB48108 Light Weight Racing Body 190mm Type A, Blue
 KB48600 K1 Light Weight Racing Body EFRA/FEMCA/ROAR
 KB48638 K1 Racing Body Pre-Painted Blue/Pink
 KB48639 K1 Racing Body Pre-Painted Orange/Black
 KB48640 K1 Racing Body Pre-Painted Green/Black
 KB48641 K1 Racing Body Pre-Painted Fluo Pink
 KB48642 K1 Racing Body Pre-Painted Fluo Orange
 MR33-RW05 MR33 Touring Rear Wing 0.5mm v2
 MR33-RW10 MR33 Touring Rear Wing 1mm v2
 MR33-RW2 MR33 Touring Rear Wing 0.7mm v2
 MR-WING MR33 Touring Wing - 1mm
 MT010001 Montech - Nazda 6 Body 2.0 - 190mm
 MT010001L Montech - Nazda 6 Body 2.0 - LW-190mm
 MT011002 Montech - Nazda 3 Body Touring - 190mm
 MT012012 Montech - Nazda 4 Body Touring - 190mm
 MT013011 Montech - Stratos Body Touring - 190mm
 MT014003 Montech - Evo Body Touring 190mm
 MT015013 Montech - Silvy Body Touring - 190mm
 MT016004 Montech IS200 Touring Body - 190mm
 MT016004L Montech IS200 Body - LW-190mm
 MT016015 Montech-Nazda2 pre-cut Xray Asphalt Body
 MT016016 Montech-Nazda2 pre-cut Xray Carpet Body
 MT016017 Montech-Nazda2 pre-cut Yokomo Asphalt Body
 MT016018 Montech-Nazda2 pre-cut Yokomo Carpet Body
 MT016019 Montech-Nazda2 pre-cut Schumacher Asphalt
 MT016020 Montech-Nazda2 pre-cut Schumacher Carpet
 MT016021 Montech-Nazda2 pre-cut Awesomatix Asphalt
 MT016022 Montech-Nazda2 pre-cut Awesomatix Carpet
 MT016023 Montech-IS200 pre-cut Xray Asphalt Body
 MT016024 Montech-IS200 pre-cut Xray Carpet Body
 MT016025 Montech-IS200 pre-cut Yokomo Asphalt Body
 MT016026 Montech-IS200 pre-cut Yokomo Carpet Body
 MT016027 Montech-IS200 pre-cut Schumacher Asphalt
 MT016028 Montech-IS200 pre-cut Schumacher Carpet
 MT016029 Montech-IS200 pre-cut Awesomatix Asphalt

BODYSHELLS AND DECALS Cont....

MT016030 Montech-IS200 pre-cut Awesomatix Carpet
 MT017008 Montech Racer Touring Body - 190mm
 MT017008L Montech Racer Body - LW-190mm
 MT018002H Montech Wing Hard 1mm
 MT018003M Montech Wing Medium 0.75mm
 MT019006 Montech - Racer 2 Body
 MT019006L Montech - Racer 2 Body - Light Weight
 U3478 Decal sheet - Schumacher and racing-cars.com (pk3)
 U4806 Touring Car Wheel Arch Cutting Jig
 U5119 Touring Car Wing + 2 End Plates - Clear
 U5120 Touring Car Wing + 2 End Plates - Black
 U5121 Touring Car Wing + 2 End Plates - Carbon
 U7745 Decals - Mi7

SUSPENSION

U4242 Roll Bar Socket - Mi5 - pk4
 U4547 Ball Sockets Long Pro-Mi5evo-(pk8) Black
 U4707 Short Ball Grippa - Grey (pk8)
 U4899 Wishbone Thrust Washers - Mi6 - (pk4)
 U4903 Precision Ball Stud Ultra Short- Mi6 - (pk4)
 U4904 Precision Ball Stud Short- Mi6 - (pk4)
 U7313 Titanium Turnbuckle - 24mm - Silver - pr
 U7315 Titanium Turnbuckle - 35mm - Silver - pr
 U7316 Titanium Turnbuckle - 39mm - Silver - pr
 U7317 Titanium Turnbuckle - 45mm - Silver - pr
 U7675 Shock Pivot Ball 5.5mm (pk4)
 U7733 Hub Carriers - Mi7 (pr)
 U7734 Wishbone Pivots - Mi7 (pr)
 U7736 Wishbone Shock Mounts - Mi7 (pr)
 U7737 Wishbone Adjusters - Mi7 (pr)
 U7741 Suspension Inserts 0.25 - Mi7 (pr)
 U7742 Suspension Inserts 0.75 - Mi7 (pr)
 U7747 Wishbone ARB Mount - Mi7 (pr)
 U7748 Upper Wishbone Mouldings - Mi7 (pr)
 U7768 Alloy ARB Clamp - Mi7
 U7770 Alloy FF/ RR Strap - Mi7
 U7771 Alloy FR Strap - Mi7
 U7772 Alloy Split Blocks - Mi7 (pr)
 U7775 Alloy ARB Drop Link - Mi7 (pr)
 U7780 Wishbone Pivot Pin - Mi-7 (pr)
 U7783 Dowel Bush - Mi7 (pk4)
 U7784 Wishbone Ball Stud - Mi7 (pk4)
 U7787 Shock Top Ball Dia 5.5mm - Mi7 (pk4)
 U7789 Roll Bar Set - Mi7 (pk8)
 U7801 C/F Wishbone 53.0mm - Mi7 (pr)
 U7803 C/F Wishbone 54.5mm - Mi7 (pr)
 U7805 C/F Upper Wishbone Mount 0 Dot - Mi7 (pr)
 U7807 Roll Bar Link Assy - Mi7 (pr)
 U7808 M4 Turnbuckle - 24mm (pr)
 U7832 Ball Stud Low (Ultra Short) (pk4)
 U7833 Ball Stud Low (Short) (pk4)
 U7846 Shock Socket (5.5mm) - Mi7 (pr)

SHOCK ABSORBERS

U4557 Shock Seal Cap (Black) - Mi5evo - (1pr)
 U7463 Ultra Short Shock Seal 'O' Ring-Mi6evo-pk4
 U7530 Ultra Short Shock Diaphragm - Mi6evo pk4
 U7532 Ultra Short Shock Body - Mi6evo pr
 U7533 Ultra Short Shock Collar 'O' Rings (pr)
 U7534 Ultra Short Shock Collar - Mi6evo pr
 U7535 Ultra Short Shock Shaft - Mi6evo pr
 U7537 Ultra Short Shock Piston 4H - Mi6evo pr
 U7545 Ultra Short Shock Shims (3.3x6.7x0.05) - Mi6evo
 U7561 Ultra Short Shock Spring Seat (pr)
 U7782 Ultra Short Shock Rebuild Kit
 U7788 Shock Top Ring - Mi7 (pr)
 U7845 Shock Top (5.5mm) - Mi7 (pr)

**SHOCK AND DIFF OIL**

CR200	CORE RC Silicone Oil - 100cSt - 60ml
CR201	CORE RC Silicone Oil - 150cSt - 60ml
CR202	CORE RC Silicone Oil - 200cSt - 60ml
CR203	CORE RC Silicone Oil - 250cSt - 60ml
CR204	CORE RC Silicone Oil - 300cSt - 60ml
CR205	CORE RC Silicone Oil - 350cSt - 60ml
CR206	CORE RC Silicone Oil - 400cSt - 60ml
CR207	CORE RC Silicone Oil - 450cSt - 60ml
CR208	CORE RC Silicone Oil - 500cSt - 60ml
CR209	CORE RC Silicone Oil - 550cSt - 60ml
CR210	CORE RC Silicone Oil - 600cSt - 60ml
CR211	CORE RC Silicone Oil - 700cSt - 60ml
CR212	CORE RC Silicone Oil - 800cSt - 60ml
CR213	CORE RC Silicone Oil - 900cSt - 60ml
CR214	CORE RC Silicone Oil - 1000cSt - 60ml
CR215	CORE RC Silicone Oil - 1300cSt - 60ml
CR216	CORE RC Silicone Oil - 2000cSt - 60ml
CR217	CORE RC Silicone Oil - 3000cSt - 60ml
CR218	CORE RC Silicone Oil - 4000cSt - 60ml
CR219	CORE RC Silicone Oil - 5000cSt - 60ml
CR220	CORE RC Silicone Oil - 6000cSt - 60ml
CR221	CORE RC Silicone Oil - 7000cSt - 60ml
CR222	CORE RC Silicone Oil - 10000cSt - 60ml
CR223	CORE RC Silicone Oil - 20000cSt - 60ml
CR224	CORE RC Silicone Oil - 30000cSt - 60ml
CR225	CORE RC Silicone Oil - 40000cSt - 60ml
CR226	CORE RC Silicone Oil - 50000cSt - 60ml
CR227	CORE RC Silicone Oil - 100000cSt - 60ml
CR228	CORE RC Silicone Oil - 300000cSt - 60ml
CR229	CORE RC Silicone Oil - 12000cSt - 60ml
CR230	CORE RC Silicone Oil - 15000cSt - 60ml
CR502	CORE RC Silicone Oil - 650cSt - 60ml

SPRINGS

U7539	Ultra Short Shock Springs 3.0 - Mi6evo pr
-------	---

TRANSMISSION

AM348085	Spur Gear 48p - 85T
U3170	Pins and Shims; Axle - Mi4/Mi5 4pr
U3525	Alloy Wheel Hex - Medium - Mi4/Mi5 (pr)
U4567	Eccentrics - Mi5evo (4 pcs)
U4886	Bando 171T x 3mm Belt - Mi6
U7731	Layshaft Fences - Mi7
U7732	Diff/Spool Fences - Mi7 (pk4)
U7735	Diff Mouldings - Mi7
U7752	Rear Driveshaft Pins,Pivots - Mi
U7753	Double Joint Driveshaft - V2 (pr)
U7754	Double Joint Driveshaft Pins,Pivots - V2
U7755	Double Joint Driveshaft Bone - V2
U7756	Double Joint Driveshaft Axle - V2
U7757	Double Joint Driveshaft Tube - V2
U7758	Alloy Trans Housing "A" - Mi7
U7759	Alloy Trans Housing "B" - Mi7
U7760	Alloy Motor Mount - Mi7
U7762	Alloy Layshaft Pulley - Mi7
U7763	Alloy Diff Body - Mi7
U7764	Alloy Diff Pulley - Mi7
U7765	Alloy Diff Output - Mi7
U7766	Alloy Spool Spindle - Mi7
U7767	Alloy Spool Output - Mi7
U7776	Rear Driveshaft - Mi (pr)
U7777	Alloy Rear Driveshaft Bone - Mi
U7778	Rear Driveshaft Axle - Mi
U7779	Layshaft - Mi7
U7781	Spur Gear Screw - Mi7 (pk3)
U7785	Diff End Float Shim 0.10mm (pk10)
U7786	Gear Diff Rebuild Kit - Mi7
U7809	Driveshaft Blade - Mi7 (pk4)
U7851	Complete Diff - Mi7
U7852	Complete Spool - Mi7
U7859	Belt 67T x 4mm Wide

PINIONS

CR4815	Pinion Gear 48DP 15T (7075 Hard)
CR4816	Pinion Gear 48DP 16T (7075 Hard)
CR4817	Pinion Gear 48DP 17T (7075 Hard)
CR4818	Pinion Gear 48DP 18T (7075 Hard)
CR4819	Pinion Gear 48DP 19T (7075 Hard)
CR4820	Pinion Gear 48DP 20T (7075 Hard)
CR4821	Pinion Gear 48DP 21T (7075 Hard)
CR4822	Pinion Gear 48DP 22T (7075 Hard)
CR4823	Pinion Gear 48DP 23T (7075 Hard)
CR4824	Pinion Gear 48DP 24T (7075 Hard)
CR4825	Pinion Gear 48DP 25T (7075 Hard)
CR4826	Pinion Gear 48DP 26T (7075 Hard)
CR4827	Pinion Gear 48DP 27T (7075 Hard)
CR4828	Pinion Gear 48DP 28T (7075 Hard)
CR4829	Pinion Gear 48DP 29T (7075 Hard)
CR4830	Pinion Gear 48DP 30T (7075 Hard)
CR4831	Pinion Gear 48DP 31T (7075 Hard)
CR4832	Pinion Gear 48DP 32T (7075 Hard)
CR4833	Pinion Gear 48DP 33T (7075 Hard)
CR4834	Pinion Gear 48DP 34T (7075 Hard)
CR4835	Pinion Gear 48DP 35T (7075 Hard)
CR4836	Pinion Gear 48DP 36T (7075 Hard)
CR4837	Pinion Gear 48DP 37T (7075 Hard)
CR4838	Pinion Gear 48DP 38T (7075 Hard)
CR4839	Pinion Gear 48DP 39T (7075 Hard)
CR4840	Pinion Gear 48DP 40T (7075 Hard)
CR4841	Pinion Gear 48DP 41T (7075 Hard)
CR4842	Pinion Gear 48DP 42T (7075 Hard)
CR4843	Pinion Gear 48DP 43T (7075 Hard)
CR4844	Pinion Gear 48DP 44T (7075 Hard)
CR4845	Pinion Gear 48DP 45T (7075 Hard)
CR4846	Pinion Gear 48DP 46T (7075 Hard)
CR6418	Pinion Gear 64DP 18T (7075 Hard)
CR6419	Pinion Gear 64DP 19T (7075 Hard)
CR6420	Pinion Gear 64DP 20T (7075 Hard)
CR6421	Pinion Gear 64DP 21T (7075 Hard)
CR6422	Pinion Gear 64DP 22T (7075 Hard)
CR6423	Pinion Gear 64DP 23T (7075 Hard)
CR6424	Pinion Gear 64DP 24T (7075 Hard)
CR6425	Pinion Gear 64DP 25T (7075 Hard)
CR6426	Pinion Gear 64DP 26T (7075 Hard)
CR6427	Pinion Gear 64DP 27T (7075 Hard)
CR6428	Pinion Gear 64DP 28T (7075 Hard)
CR6429	Pinion Gear 64DP 29T (7075 Hard)
CR6430	Pinion Gear 64DP 30T (7075 Hard)
CR6431	Pinion Gear 64DP 31T (7075 Hard)
CR6432	Pinion Gear 64DP 32T (7075 Hard)
CR6433	Pinion Gear 64DP 33T (7075 Hard)
CR6434	Pinion Gear 64DP 34T (7075 Hard)
CR6435	Pinion Gear 64DP 35T (7075 Hard)
CR6436	Pinion Gear 64DP 36T (7075 Hard)
CR6437	Pinion Gear 64DP 37T (7075 Hard)
CR6438	Pinion Gear 64DP 38T (7075 Hard)
CR6439	Pinion Gear 64DP 39T (7075 Hard)
CR6440	Pinion Gear 64DP 40T (7075 Hard)
CR6441	Pinion Gear 64DP 41T (7075 Hard)
CR6442	Pinion Gear 64DP 42T (7075 Hard)
CR6443	Pinion Gear 64DP 43T (7075 Hard)
CR6444	Pinion Gear 64DP 44T (7075 Hard)
CR6445	Pinion Gear 64DP 45T (7075 Hard)
CR6446	Pinion Gear 64DP 46T (7075 Hard)
CR6447	Pinion Gear 64DP 47T (7075 Hard)
CR6448	Pinion Gear 64DP 48T (7075 Hard)
CR6449	Pinion Gear 64DP 49T (7075 Hard)
CR6450	Pinion Gear 64DP 50T (7075 Hard)
CR6451	Pinion Gear 64DP 51T (7075 Hard)
CR6452	Pinion Gear 64DP 52T (7075 Hard)
CR6453	Pinion Gear 64DP 53T (7075 Hard)
CR6454	Pinion Gear 64DP 54T (7075 Hard)
CR6455	Pinion Gear 64DP 55T (7075 Hard)
CR6456	Pinion Gear 64DP 56T (7075 Hard)
CR6457	Pinion Gear 64DP 57T (7075 Hard)



PINIONS Cont....

- CR6458 Pinion Gear 64DP 58T (7075 Hard)
- CR6459 Pinion Gear 64DP 59T (7075 Hard)
- CR6460 Pinion Gear 64DP 60T (7075 Hard)
- CR6461 Pinion Gear 64DP 61T (7075 Hard)
- CR6462 Pinion Gear 64DP 62T (7075 Hard)
- CR6463 Pinion Gear 64DP 63T (7075 Hard)
- U3414 Pinion; Hard Alloy 48dp - 14T
- U3415 Pinion; Hard Alloy 48dp - 15T
- U3416 Pinion; Hard Alloy 48dp - 16T
- U3417 Pinion; Hard Alloy 48dp - 17T
- U3418 Pinion; Hard Alloy 48dp - 18T
- U3419 Pinion; Hard Alloy 48dp - 19T
- U3420 Pinion; Hard Alloy 48dp - 20T
- U3421 Pinion; Hard Alloy 48dp - 21T
- U3422 Pinion; Hard Alloy 48dp - 22T
- U3423 Pinion; Hard Alloy 48dp - 23T
- U3424 Pinion; Hard Alloy 48dp - 24T
- U3425 Pinion; Hard Alloy 48dp - 25T
- U3426 Pinion; Hard Alloy 48dp - 26T
- U3427 Pinion; Hard Alloy 48dp - 27T
- U3428 Pinion; Hard Alloy 48dp - 28T
- U3429 Pinion; Hard Alloy 48dp - 29T
- U3430 Pinion; Hard Alloy 48dp - 30T
- U3431 Pinion; Hard Alloy 48dp - 31T
- U3432 Pinion; Hard Alloy 48dp - 32T
- U3433 Pinion; Hard Alloy 48dp - 33T
- U3434 Pinion; Hard Alloy 48dp - 34T
- U3435 Pinion; Hard Alloy 48dp - 35T
- U3436 Pinion; Hard Alloy 48dp - 36T
- U3437 Pinion; Hard Alloy 48dp - 37T
- U3438 Pinion; Hard Alloy 48dp - 38T
- U3439 Pinion; Hard alloy 48dp - 39T
- U3440 Pinion; Hard Alloy 48dp - 40T
- U3619 Pinion; Hard Alloy 64dp - 19T
- U3620 Pinion; Hard Alloy 64dp - 20T
- U3621 Pinion; Hard Alloy 64dp - 21T
- U3622 Pinion; Hard Alloy 64dp - 22T
- U3623 Pinion; Hard Alloy 64dp - 23T
- U3624 Pinion; Hard Alloy 64dp - 24T
- U3625 Pinion; Hard Alloy 64dp - 25T
- U3626 Pinion; Hard Alloy 64dp - 26T
- U3627 Pinion; Hard Alloy 64dp - 27T
- U3628 Pinion; Hard Alloy 64dp - 28T
- U3629 Pinion; Hard Alloy 64dp - 29T
- U3630 Pinion; Hard Alloy 64dp - 30T
- U3631 Pinion; Hard Alloy 64dp - 31T
- U3632 Pinion; Hard Alloy 64dp - 32T
- U3633 Pinion; Hard Alloy 64dp - 33T
- U3634 Pinion; Hard Alloy 64dp - 34T
- U3635 Pinion; Hard Alloy 64dp - 35T
- U3636 Pinion; Hard Alloy 64dp - 36T
- U3637 Pinion; Hard Alloy 64dp - 37T
- U3638 Pinion; Hard Alloy 64dp - 38T
- U3639 Pinion; Hard Alloy 64dp - 39T
- U3640 Pinion; Hard Alloy 64dp - 40T
- U3641 Pinion; Hard Alloy 64dp - 41T
- U3642 Pinion; Hard Alloy 64dp - 42T
- U3643 Pinion; Hard Alloy 64dp - 43T
- U3644 Pinion; Hard Alloy 64dp - 44T
- U3645 Pinion; Hard Alloy 64dp - 45T
- U3646 Pinion; Hard Alloy 64dp - 46T
- U3647 Pinion; Hard Alloy 64dp - 47T
- U3648 Pinion; Hard Alloy 64dp - 48T
- U3649 Pinion; Hard Alloy 64dp - 49T
- U3650 Pinion; Hard Alloy 64dp - 50T
- U4441 Pinion; Hard Alloy 48dp - 41T
- U4442 Pinion; Hard Alloy 48dp - 42T
- U4443 Pinion; Hard Alloy 48dp - 43T
- U4444 Pinion; Hard Alloy 48dp - 44T
- U4445 Pinion; Hard Alloy 48dp - 45T

BEARINGS AND BALLS

- G200 ZX1 - Microlube
- H1031 Bearing Blaster Aerosol 500ml
- U1300 Axle Grease - Pot

BEARINGS AND BALLS Cont....

- U1957 Moly Grease - Pot 5ml
- U2148 Ball Bearing - 5x10x4 Shield - (pr)
- U2862 Ceramic Bearing - 5x10x4 Shield - (pr)
- U3016 Ball Bearing - 10x15x4 - Shield (pr)
- U3017 Ceramic Bearing - 10x15x4 - Shield - (pr)
- U3075 Ball Bearing - 4x8x3mm Red Seal - (pr)
- U3136 Ball Bearing - 5x8x2.5 - Shield (pr)
- U4725 Pro Ball Bearing - 5x10x4 Shield - (pr)
- U4726 Pro Ball Bearing - 5x10x3 Shield - (pr)
- U4943 Ball Bearing - 1/8x1/4 Shield - (pr)
- U4945 Pro Ball Bearing 1/8 x 1/4 x 7/64 - pr
- U7326 Ball Bearing - 5x10x3 Shield - (pr)
- U7744 Ball Bearing 2x5x1.5 Open (pr)
- U7794 Ball Bearing 3/16"x5/16" Flanged Yellow (pr)
- U7822 Pro Ball Bearing 3/16"x5/16"x1/8" Flanged (pr)

SPEED PACKS

- CR024 CORE RC - Serrated M4 Steel Wheel Nut pk4
- CR035 CORE RC - Serrated Alloy M4 Nuts; Blue pk 4
- CR036 CORE RC - Serrated Alloy M4 Nuts; Violet pk 4
- CR060 Small Body Clip 1/10 - Gloss Black (8)
- CR061 Small Body Clip 1/10 - Silver (8)
- CR062 Small Body Clip 1/10 - Gold (8)
- CR063 Small Body Clip 1/10 - Fluorescent Yellow (8)
- CR064 Small Body Clip 1/10 - Fluorescent Green (8)
- CR065 Small Body Clip 1/10 - Fluorescent Red (8)
- CR066 Small Body Clip 1/10 - Metallic Green (8)
- CR067 Small Body Clip 1/10 - Metallic Red (8)
- CR068 Small Body Clip 1/10 - Metallic Blue (8)
- CR069 Small Body Clip 1/10 - Metallic Purple (8)
- CR071 Big Body Clip 1/10 - Silver (8)
- CR072 Big Body Clip 1/10 - Gold (8)
- CR074 Big Body Clip 1/10 - Fluorescent Green (8)
- CR076 Big Body Clip 1/10 - Metallic Green (8)
- CR077 Big Body Clip 1/10 - Metallic Red (8)
- CR078 Big Body Clip 1/10 - Metallic Blue (8)
- CR079 Big Body Clip 1/10 - Metallic Purple (8)
- CR081 Extra Long Body Clip 1/10 - Silver (6)
- CR082 Extra Long Body Clip 1/10 - Gold (6)
- CR083 Extra Long Body Clip 1/10 - Fluorescent Yellow (6)
- CR084 Extra Long Body Clip 1/10 - Fluorescent Green (6)
- CR085 Extra Long Body Clip 1/10 - Fluorescent Red (6)
- CR086 Extra Long Body Clip 1/10 - Metallic Green (6)
- CR087 Extra Long Body Clip 1/10 - Metallic Red (6)
- CR088 Extra Long Body Clip 1/10 - Metallic Blue (6)
- CR089 Extra Long Body Clip 1/10 - Metallic Purple (6)
- CR196 Core RC - Serrated Alloy M4 Nuts - Black - pk4
- CR638 Rubber Body Clip Pulls - pk12
- U1550 SPEED PK-Socket Wrenches-1.5/2.0/2.5/3.0mm
- U1552 SPEED PACK - R Clips
- U1606 SPEED PACK - Servo Tape - 30pk
- U1633 SPEED PACK - Small Pins (pk)
- U2128 SPEED PACK - Grub-Set Screws M3 M4
- U3021 SPEED PACK - M3x6 Csk Hd - (pk10)
- U3022 SPEED PACK - M3x8 Csk Hd - (pk10)
- U3023 SPEED PACK - M3x10 Csk Hd - (pk10)
- U3131 SPEED PACK Alloy Spacers - M3x7mm 0.5;1;2mm (pk18)
- U4112 S/Steel Shims 1/4x5/16x0.004-SS/Al/Ecl
- U4155 SPEED PACK - M3 Csk Washers - Black Alloy (pk10)
- U4210 SPEED PACK - Pinion Grub Screw Set pk10
- U4220 O' Ring 9.0x1.0 (pk10)
- U4314 SPEED PACK - Alloy Black M3 Washers - 18pc
- U4351 SPEED PACK - Shims 3.2x6x0.1mm - pk8
- U4651 SPEED PACK M3x10 Grub Screws (10pcs)
- U4662 SPEED PACK - M3x4 Grub Screw - Cone Point (10pcs)
- U4835 SPEED PACK - M3 Steel Nut Black (pk8)
- U4836 SPEED PACK Grub Screw M3 x 8mm Cup Point (10pcs)
- U7102 SPEED PACK - M3X4 Button Hd (pk10)
- U7103 SPEED PACK - M3X6 Button Hd (pk10)
- U7104 SPEED PACK - M3X8 Button Hd (pk10)
- U7105 SPEED PACK - M3X10 Button Hd (pk10)
- U7106 SPEED PACK - M3X12 Button Hd (pk10)
- U7107 SPEED PACK - M3X16 Button Hd (pk10)
- U7122 SPEED PACK - M3x12 Csk Hd (pk10)
- U7225 SPEED PACK M2 Steel Washer (pk10)
- U7538 SPEED PACK M2x6 CSK pk 10

**SPEED PACKS Cont....**

U7689	M3 Brass Inserts - pk10
U7707	M3 Steel Washers (pk10)
U7728	M2.5x4 Button Screws (pk10)
U7743	M2.5 X 8 Button Screws (pk10)
U7751	M3x8 Grub Screw Dome End (pk4)
U7774	M3 Alloy Washer Black 1.5 mm (pk10)
U7795	M3x2 Grub Screw (pk10)

SPEED SECRET - OPTION PARTS

AM348069	Spur Gear 48p - 69T
AM348070	Spur Gear 48p - 70T
AM348071	Spur Gear 48p - 71T
AM348072	Spur Gear 48p - 72T
AM348073	Spur Gear 48p - 73T
AM348074	Spur Gear 48p - 74T
AM348075	Spur Gear 48p - 75T
AM348078	Spur Gear 48p - 78T
AM348081	Spur Gear 48p - 81T
AM348082	Spur Gear 48p - 82T
AM348083	Spur Gear 48p - 83T
AM348084	Spur Gear 48p - 84T
AM348086	Spur Gear 48p - 86T
AM348087	Spur Gear 48p - 87T
AM364090	Spur Gear 64p - 90T
AM364092	Spur Gear 64p - 92T
AM364094	Spur Gear 64p - 94T
AM364096	Spur Gear 64p - 96T
AM364098	Spur Gear 64p - 98T
AM364100	Spur Gear 64p - 100T
AM364102	Spur Gear 64p - 102T
AM364104	Spur Gear 64p - 104T
AM364106	Spur Gear 64p - 106T
AM364108	Spur Gear 64p - 108T
AM364110	Spur Gear 64p - 110T
AM364112	Spur Gear 64p - 112T
AM364114	Spur Gear 64p - 114T
AM364116	Spur Gear 64p - 116T
CR280	Ti Pro Ball Studs - Short - (pr)
CR281	Ti Pro Ball Studs - Ultra Short - (pr)
CR304	Titanium Wheel Nuts M4 - pk4
CR309	Alloy Body Mount Adjuster Set Mi6 - Black - pk4
CR310	Alloy Csk Hex Screws M3 x 6 pk10
CR311	Alloy Csk Hex Screws M3 x 8 pk10
CR312	Alloy Csk Hex Screws M3 x 10 pk10
CR313	Alloy Csk Hex Screws M3 x 12 pk10
CR314	Alloy Button Head Hex Screws M3 x 6 pk10
CR315	Alloy Button Head Hex Screws M3 x 8 pk10
CR316	Alloy Button Head Hex Screws M3 x 10 pk10
CR317	Alloy Button Head Hex Screws M3 x 12 pk10
CR465	Alloy Offset Servo Arm 23T - Sanwa/KO
CR466	Alloy Offset Servo Arm 25T - Futaba
CR664	Alloy Motor Spacer - 1mm - pk2
CR722	Threaded Steel 5g Weight 13.50mm (pk4)
CR723	Threaded Steel 10g Weight 17.60mm (pk4)
U2566	Titanium Turnbuckle; purple - 45mm (pr)
U3570	Alloy Wheel Hex - Slim - Mi4LP (pr)
U3582	Precision Balance Pivot Set
U4235	M3 x 8mm Alloy Csk Screws pk10
U4236	M3 x 10mm Alloy Csk Screws pk10
U4321	Alloy Wheel Shims 0.50 & 1.00mm - Mi5 - 8pc
U4328	Impact Servo Saver
U4329	Impact Servo Saver Mouldings
U4330	Impact Servo Saver Springs
U4577	Alloy Wheel Hex - Wide - Mi5evo (pr)
U4610	Alloy Eccentric - Mi5evo pr
U7400	Titanium Low Profile M4 Serrated Nut (pk4)
U7536	Ultra Short Shock Piston 3H - Mi6evo pr
U7540	Ultra Short Shock Damper Sleeve - Mi6evo pr
U7541	Ultra Short Shock Sleeve Piston - Mi6evo pr
U7542	Ultra Short Shock Alloy Spring Seat - Mi6evo pr
U7810	Titanium M4 Turnbuckle - 24mm (pr)
U7811	Titanium Wishbone Pivot Pin - Mi7 (pr)
U7812	Alloy Hub Carrier - Mi7 (pr)
U7813	Titanium Wishbone Ball Stud - Mi7 (pk4)
U7814	Alloy Wishbone Shock Mounts - Mi7 (pr)

SPEED SECRET - OPTION PARTS Cont....

U7815	Alloy Wishbone Pivot - Mi7 (pr)
U7816	Alloy Radius Arms - Mi7 (pr)
U7817	C/F Upper Wishbone Mount 1 Dot - Mi7 (pr)
U7818	C/F Upper Wishbone Mount 2 Dot - Mi7 (pr)
U7820	Spur Gear 120T 64dp CNC - Mi7
U7821	Spur Gear 89T 48dp CNC - Mi7
U7824	Titanium Pivot Ball 5.5mm High (pr)
U7825	Titanium Pivot Ball 5.5mm Low (pr)
U7826	Alloy Fan Mount - Mi7
U7827	Alloy LiPo Mount - Mi7 (pr)
U7828	Titanium Ball Stud Low (Ultra Short) (pk4)
U7829	Titanium Ball Stud Low (Short) (pk4)
U7836	S2 Chassis Jig - Mi7
U7837	C/F Upper Bumper - Mi7
U7838	C/F LiPo Hook - Mi7 (pr)
U7839	C/F LiPo Swivel - Mi7 (pr)
U7841	C/F Wishbone 53.5mm - Mi7 (pr)
U7842	Alloy Strap Spacer - Mi7 (pr)
U7843	Alloy Split Block Spacer - Mi7 (pk4)
U7847	C/F Upper Wishbone Mount 3 Dot - Mi7 (pr)
U7849	Alloy Servo Post - Mi7
U7853	Titanium Shock Shaft - Mi7 (pr)
U7854	Alloy Double Joint Driveshaft Tube - V2 (pr)
U7855	Titanium Rear Axle - Mi (pr)
U7860	Vertical Topdeck Conversion - Mi7
U7863	C/F 2.5mm Vertical Topdeck - Mi7 (pr)
U7864	Vertical Top Deck Posts - Mi7 (pr)
U7865	Vertical Top Deck Mounts - Mi7 (pr)
U7866	Lightweight Foam Bumper - Mi7

TYRE ADDITIVE

C6400	CS High Grip Additive
C6431	CS Tire Clean Fix
C6440	CS Tire MAX Grip
C6460	CS Speed Grip Carpet
J007	Contact Grip 'R' Rubber Tyre Additive - 100ml
LRP65011	Top Grip Carpet 2
LRP65012	Top Grip Carpet 3 Tyre Traction
LRP65020	Top Grip Asphalt Tyre Traction
MR0001	Marc Rheinard Outdoor Additive
MR33-0002	MR33 No 1 Black Indoor/Outdoor Tyre Additive
MR33-0003	MR33 V3 asphalt Additive
MR33-0004	MR33 V4 Carpet Additive
MR33-0012	MR33 Additive Bottle 100ml
NR96010	NOSRAM Traction additive carpet
NR96020	NOSRAM Traction additive asphalt
RU-0326	Rush Additive Bottles - 2pcs
SXT00030	SXT 3.0 Traction Compound

TYRE WARMERS

AM174010	Arrowmax Tyre Warmer with Bag B/G
CR289	CORE RC Tyre Warmer Set
SK-600064-04	SKY RC RSTW Pro Tyre Warmer - Black

TEAM MERCHANDISE

CR298	CORE RC Hauler Bag
ED199206	EDS Pit Towel 110 x 70cm
G315	Schumacher Pit Towel
G338	2 Tone Beanie Knitted Hat
G339L	Jacket - 3 Layer Softshell; Black - L 44inch
G339M	Jacket - 3 Layer Softshell; Black - M 41inch
G339S	Jacket - 3 Layer Softshell; Black - S - 38inch
G339XL	Jacket - 3 Layer Softshell; Black - XL 46inch
G339XS	Jacket - 3 Layer Softshell; Black - XS - 34inch
G339XXL	Jacket - 3 Layer Softshell; Black - XXL 48inch
G339XXXL	Jacket - 3 Layer Softshell; Black - XXXL 50inch
G346L	Schumacher Gilet - Frost Grey - Large
G346M	Schumacher Gilet - Frost Grey - Medium
G346S	Schumacher Gilet - Frost Grey - Small
G346XL	Schumacher Gilet - Frost Grey - X-Large
G346XXL	Schumacher Gilet - Frost Grey - XX-Large
G347L	Schumacher Arrows" T-Shirt - Large"



TEAM MERCHANDISE Cont...

G347M	Schumacher Arrows" T-Shirt - Medium"
G347S	Schumacher Arrows" T-Shirt - Small"
G347XL	Schumacher Arrows" T-Shirt - X-Large"
G347XS	Schumacher Arrows" T-Shirt - X-Small"
G347XXL	Schumacher Arrows" T-Shirt - XXL"
G347XXS	Schumacher Arrows" T-Shirt - XX-Small"
G347XXXL	Schumacher Arrows" T-Shirt - XXXL"
G347XXXXL	Schumacher Arrows" T-Shirt - XXXXL"
G347XXXXXL	Schumacher Arrows" T-Shirt - XXXXXL"
G348L	Schumacher Arrows" Hoody - Large"
G348M	Schumacher Arrows" Hoody - Medium"
G348S	Schumacher Arrows" Hoody - Small"
G348XL	Schumacher Arrows" Hoody - XL"
G348XS	Schumacher Arrows" Hoody - XS"
G348XXL	Schumacher Arrows" Hoody - XXL"
G348XXXL	Schumacher Arrows" Hoody - XXXL"
G349L	Schumacher Arrows" Zipped Hoody - Large"
G349M	Schumacher Arrows" Zipped Hoody - Medium"
G349S	Schumacher Arrows" Zipped Hoody - Small"
G349XL	Schumacher Arrows" Zipped Hoody - XL"
G349XXL	Schumacher Arrows" Zipped Hoody - XXL"
G350L	Schumacher Arrows" Polo Shirt-Large"
G350M	Schumacher Arrows" Polo Shirt-Medium"
G350S	Schumacher Arrows" Polo Shirt-Small"
G350XL	Schumacher Arrows" Polo Shirt-XL"
G350XXL	Schumacher Arrows" Polo Shirt-XXL"
G350XXXL	Schumacher Arrows" Polo Shirt-XXXL"
G350XXXXL	Schumacher Arrows" Polo Shirt-XXXXL"
G350XXXXXL	Schumacher Arrows" Polo Shirt-XXXXXL"
G355	Schumacher Hauler Bag
G356	Handle for Hauler Bag
G357	Small Drawer for Hauler Bag
G358	Medium Drawer for Hauler Bag
G359	Large Drawer for Hauler Bag
G360	Schumacher Snapback Flatbill Cap-Heather
G361	Schumacher Flexfit Cap S/M - Grey
G362	Schumacher Flexfit Cap L/XL - Grey

ELECTRONICS

AM174005	Arrowmax Diff Hardness Checker
CR249	Futaba Servo Wires Black
CR250	JR Servo Wires Black
CR665	LiPo Voltage Checker
LRP65800	High Power Soldering Station
LRP65802	Soldering Tip 5.0mm - High Power Station
LRP65803	Soldering Tip 1.2mm - High Power Station
LRP65804	Handle Assembly - High Power Soldering Station
MR33-GOLD2	4mm Gold Connectors pk 4
SK-500015	Corner Weight System
SK-600072	SKY RC Tyre Sander
SK-600114-01	DC Power Distributor

SERVOS

CR495	CORE RC - 9009LP Low Profile Servo 8Kg .09 Sec
DA720601	SS601 Super Speed Low Profile Servo A10
HSBLP650	Servo (Low Pro) - SSR 1/10 .07s 7.1kg
HSBLP680	Highest BLP680 Servo Yokomo BD8
HSBLP750	Servo (Low Pro) 1/10 .10s 11.8kg
HSDLP650	Servo (Low Pro) - SSR 1/10 .07s 7.1kg
HSDLP750	Servo (Low Pro) 1/10 .10s 11.8kg
KO30120	RSx-One 10 Type-S
KO30125	RSx3 One 10 Response Servo - Low profile
KO30130	RSx3 - One 10 Flection Servo
KO30133	RSx3-one 10 Flection Type-T
KO30212	BSx3 One 10 Response Servo - Low profile
KO30213	BSx3 One 10 Power Servo - Low profile
KO30214	BSx3 One 10 Grasper Servo
KO92391	RS Set w/Grasper
SA107A53471A	SDX-801 Low Profile Digital Servo
SA107A54371A	SRG-LS Servo
SA107A54401A	Low Profile Servo - HVS-702
SA107A54471A	PGS-LH Programmable Low-Height BL Servo
SA107A54513A	PGS-CL Low Profile Servo

TRANSMITTERS AND RECEIVERS

CR277	CODE 2.4G FHSS Steerwheel Radio TxRx
CR278	CODE 2.4G FHSS - Rx Only
KO21010	KR-415FHD (Short Antenna)
KO21011	KR-418FH 4 Channels Receiver - 2.4GHz
KO80576	EX-RR w/KR-415FHD
KO80581	EX-RR w/KR-415FHD Double Rx Set
KO80620	EX-RR w/KR-418FH
KO80621	EX-RR w/KR-418FH Double Receiver Set
KO80622	EX-RR w/KR-418FH Drift Set
KO80700	Esprit IV - Stick Radio Combo
KO80705	ESPRIT IV W/KR-415FHD
KO80706	ESPRIT IV W/KR-415FHD Short Antenna
SA101A31971A	MT-S Radio Set with RX482
SA101A32071A	EXZES ZZ Radio Set with RX472
SA101A32171A	MT-44 Radio Set with RX-482
SA101A32371A	M12S-RS Radio Set with RX482
SA101A32471A	M17 Radio Set with RX491
SA101A32571A	MX-6 Radio Set with RX-391W
SA107A40843A	RX-371FS FHSS-2 Receiver
SA107A40973A	RX-451R Receiver
SA107A41044A	RX-461 Receiver for MT-4
SA107A41074A	RX-380 FHSS-3 Receiver
SA107A41111A	RX-471 Receiver
SA107A41117A	RX-472 Telemetry/SSL Receiver
SA107A41131A	RX-471WP FH4 Waterproof Receiver
SA107A41144A	RX-371WP FHSS-2 Waterproof Receiver
SA107A41151A	RX-471 Dual ID Receiver
SA107A41251A	RX-481 Receiver
SA107A41257A	RX-482 Telemetry/SSL Receiver
SA107A41341A	RX-391W Receiver
SA107A41353A	RX-491 Receiver

CHARGERS AND DISCHARGERS

AM701000	AM Auto Balance Charger&Discharger
LRP41410EU	Pulsar Sport AC/DC Charger 50W/6A -EU
LRP41410US	Pulsar Sport AC/DC Charger 50W/6A - US
SK-100064	T6755 Charger 7A 55W AC/DC Touch Screen
SK-100084	Imax B6 Mini Charger 6A 60W DC
SK-100103	Extreme Quick Charger 50W/4A - 2-4S
SK-100104	Q200 Quattro Charger
SK-100106	S60 AC Charger 60W 6A
SK-100107-04	E430 Lipo/LiFe Charger AC 3A 30W 2-4s
SK-100122	e450 Charger 50W - 4A -AC
SK-100123	D400 Charger
SK-100124	PC1080 Dual Charger
SK-100129	Ultimate Duo D250 Charger
SK-100131	D100 v2 AC/DC Dual Balance Charger
SK-100134	B6 nano Charger
SK-100146	SKY RC B6 Nano Duo AC Charger
SK-100149	SKY RC e680 AC/DC 80W Charger
SK-100151	SKY RC B6 Lite DC Charger
SK-100152-04	SKY RC S65 Charger AC 65W
SK-100155-04	SKY RC T200 AC/DC 12A Charger
SK-200013-01	eFuel 30A 540W Power Supply
SK-200015	eFuel 50A 1200W Power Supply
SK-200017-01	SKY RC 17A Power Supply (UK Plug)
SK-600123-01	BD200 Battery Discharger & Analyzer

BRUSHLESS MOTORS

DA740045	R-Tune 540 Sensored BL Motor 4.5T
DA740085	R-Tune 540 Sensored BL Motor 8.5T
DA740105	R-Tune 540 Sensored BL Motor 10.5T
DA740215	R-Tune 540 Sensored BL Motor 21.5T
DA740255	R-Tune 540 Sensored BL Motor 25.5T
DA741135	540 Sensored BL Motor 13.5T for AM Cup
DA741215	540 Sensored BL Motor 21.5T for AM Cup
FAN19313S	Fantom 13.5 ICON Pro Spec Motor
HW30401102	XERUN-V10-4.5T-Black-G3-BL-Motor
HW30401103	XERUN-V10-13.5T-Black-G3-BL-Motor
HW30401104	XERUN-V10-17.5T-Black-G3-BL-Motor
HW30401105	XERUN-V10-21.5T-Black-G3-BL-Motor
HW30401107	XERUN-V10-5.5T-Black-G3-BL-Motor



BRUSHLESS MOTORS Cont....

HW30401109	XERUN-V10-6.5T-Black-G3-BL-Motor
HW30401112	XERUN-V10-10.5T-Black-G3-BL-Motor
HW30401116	XERUN-V10-5T-Black-G3-BL-Motor
HW30401117	XERUN-V10-6T-Black-G3-BL-Motor
HW30401118	XERUN-V10-7T-Black-G3-BL-Motor
HW30401130	XERUN-V10-13.5T-Black-G3R-BL-Motor
HW30401131	XERUN-V10-17.5T-Black-G3R-BL-Motor
HW30401132	XERUN-V10-21.5T-Black-G3R-BL-Motor
HW30404110001	QUICRUN - 3650 - 10.5T - Sensored - 1/10 -BL-Motor
HW30404110003	QUICRUN - 3650 - 17.5T - Sensored - 1/10 -BL-Motor
HW30404300	QUICRUN - 3650 - 6.5T - Sensored - Motor
HW30404306	QUICRUN - 3650 - G2 - Motor - 17.5T
HW30404307	QUICRUN - 3650 - G2 - Motor - 21.5T
HW30404308	QUICRUN - 3650 - G2 - Motor - 25.5T
HW30404309	QUICRUN - 3650 - G2 - Motor - 10.5T
HW30404310	QUICRUN - 3650 - G2 - Motor - 13.5T
HW30404311	QUICRUN - 3650 - G2 - Motor - 8.5T
HW30404312	QUICRUN - 3650 - G2 - Motor - 6.5T
HW30408002	Juststock - 1/10 - Sensored - BL - Motor - 17.5T
HW30408003	Juststock - 1/10 - Sensored - BL - Motor - 21.5T
HW30408004	XERUN - Justock - G2 - Motor - 10.5T -Fixed Timing
HW30408005	XERUN - Justock - G2 - Motor - 13.5T -Fixed Timing
HW30408006	XERUN - Justock - G2 - Motor - 17.5T -Fixed Timing
HW30408007	XERUN - Justock - G2 - Motor - 21.5T -Fixed Timing
HW30408008	XERUN - Justock - G2 - Motor - 25.5T -Fixed Timing
HW30408009	XERUN Justock G2.1 Motor 10.5T Fixed Timing
HW30408010	XERUN Justock G2.1 Motor 13.5T Fixed Timing
HW30408011	XERUN Justock G2.1 Motor 17.5T Fixed Timing
HW30408012	XERUN Justock G2.1 Motor 21.5T Fixed Timing
HW30408013	XERUN Justock G2.1 Motor 25.5T Fixed Timing
HW90040090	XERUN - 1/10 - Sensored - BL - Motor - 10.5T
HW90040100	XERUN -1/10 - Sensored - BL - Motor - 11.5T
HW90040120	XERUN - 1/10 - Sensored - BL - Motor - 13.5T
HW90040140	XERUN - 1/10 - Sensored - BL - Motor - 17.5T
HW90040160	XERUN - 1/10 - Sensored - BL - Motor - 5.5T
HW90040170	XERUN - 1/10 - Sensored - BL - Motor - 6.5T
LRP520000	X22 Modified Motor 3.5T
LRP520001	X22 Modified Motor 4.0T
LRP520002	X22 Modified Motor 4.5T
LRP520003	X22 Modified Motor 5.0T
LRP520004	X22 Modified Motor 5.5T
LRP520005	X22 Modified Motor 6.0T
LRP520006	X22 Modified Motor 6.5T
LRP520007	X22 Modified Motor 7.0T
LRP520008	X22 Modified Motor 7.5T
LRP520009	X22 Modified Motor 8.0T
LRP520010	X22 Modified Motor 8.5T
LRP520011	X22 Modified Motor 9.0T
LRP520012	X22 Modified Motor 9.5T
LRP520013	X22 Modified Motor 10.0T
LRP520014	X22 Modified Motor 10.5T
LRP520200	X22 Stock Spec Motor - 10.5T
LRP520201	X22 Stock Spec Motor - 13.5T
LRP520202	X22 Stock Spec Motor - 17.5T
LRP520203	X22 Stock Spec Motor - 21.5T
SK-400003-56	ARES Pro V2.1 Modified Motor 6.5T
SK-400003-57	ARES V2.1 Spec Motor 10.5T
SK-400003-58	ARES V2.1 Spec Motor 13.5T
SK-400003-59	ARES V2.1 Spec Motor 17.5T
SK-400003-60	ARES V2.1 Spec Motor 21.5T
SK-400003-62	ARES Pro V2.1 Modified Motor 4.5T
SK-400003-63	ARES Pro V2.1 Modified Motor 5.5T
SP000036	1/10 Competition MMM Series 4.5R BL Motor
SP000151	1/10 Competiton MMM Series 4.0R BL Motor
SP138175V3	Speed Passion V3.0 Comp BL Motor; 17.5T
SP13840V3	Speed Passion V3.0 Comp BL Motor; 4.0T

BRUSHLESS ACCESSORIES

CR133	Core Sensor Lead; 80mm
CR134	Core Sensor Lead; 180mm
CR251	Freeze Cooling Fan 40 x 40mm
CR252	90mm Flat Bonded Flex Sensor Wire
CR253	110mm Flat Bonded Flex Sensor Wire
CR254	150mm Flat Bonded Flex Sensor Wire
CR255	200mm Flat Bonded Flex Sensor Wire
CR256	270mm Flat Bonded Flex Sensor Wire

BRUSHLESS ACCESSORIES CONT....

CR650	90mm Super Flex 26GA Silicone Sensor Wire
CR651	150mm Super Flex 26GA Silicone sensor Wire
CR652	125mm Super Flex 26GA Silicone Sensor Wire
DA770011	DASH AI Series Program Card
DA770015	DASH Series Program Card-AI Pro V2-1/10
DA770106	Ultra High Speed ESC Cooling Fan 30x30x10mm Plas
DA771001	DASH Receiver Cable 200mm
DA771002	DASH On/Off Switch
DA771050	DASH Anti-Tweak Sensor Wire 50mm
DA771100	DASH Anti-Tweak Sensor Wire 100mm
DA771125	DASH Anti-Tweak Sensor Wire 125mm
DA771150	DASH Anti-Tweak Sensor Wire 150mm
HW2360800	XERUN - Sensor Cable - 80mm
HW30502000014	XERUN - EZRUN - Multifunction - LCD - Program Box
HW30503000	WiFi - Express Module
HW30860200010	XERUN - Fan - 2510SH - 13000RPM - 5V/0.16A for 2S
HW86020010	XERUN - EZRUN - Program Card for ESC
HW86030030	XERUN - Capacitors
HW86080120	EZRUN - Heat Sink with Fan for 3660,3674 Motors
HW86080130	EZRUN - Heat Sink with Fan for 4465 Motors
LRP819307	Sensor Wire Highflex 70mm
LRP819310	Sensor Wire Highflex 100mm
LRP819315	Sensor Wire Highflex 150mm
LRP819320	Sensor Wire Highflex 200mm
MR33-CF30	MR33 Cooling Fan 30mm
MR33-CF40	MR33 Cooling Fan 40mm
MR33-MH	Motor Heat Sink
SK-300046-01	Program Box

BRUSHLESS SPEEDCONTROLS

DA770001	DASH AI Pro Competition ESC
DA770004	DASH AI Pro V2 - 1/10 Comp ESC
HW30112000	XERUN - XR10 - Juststock - ESC - Black
HW30112401	XERUN - XR10 - Stock Spec - 80A - ESC
HW30112601	XERUN - XR10 - Pro - V4 - Orange
HW30112605	XERUN - XR10 - Pro Waterproof - Black
HW30112606	XERUN - XR10 - Pro - V4-G2 - Red
HW30112607	XERUN - XR10 - Pro - V4-G2 - Orange
HW30112608	XERUN - XR10 - Pro - V4-G2 - Black
HW30125000	Quicrun-10BL120-Sensored
HW81020000	JUSTOCK - Club Spec - BL - ESC - 45A - Blue
HW81020170	XERUN - V2.1 - BL - ESC - 120A - Blue
LRP500004	Flow X TC Spec
LRP500005	Flow X Stock Spec
LRP80970	Flow Works Team BL Speed Control
SA107A54257A	Super Vortex Sport ESC
SA107A54393A	Super Vortex Stock ESC - SVZ Stock
SA107A54413A	Super Vortex Generation 2 ESC - SVZ G2
SA107A54503A	Super Vortex Gen2 Pro
SK-300044-01	Toro TS 120A ESC
SK-300062-01	Toro TS 120A Alloy ESC - Blue
SK-300062-02	Toro TS 120A Alloy ESC - Black
SK-300064-01	Toro TS 160 ESC
SK-300065	TS120W Water Proof BL Sensorless ESC

BATTERIES

AM199502	Lipo Safe Bag (185 x 75 x 60mm)
AM700706	Lipo 6200mAh 2S TC LowProfile 130C 7.4VGraphenePro
AM700707	Lipo 6200mAh 2S LowP-7.4V-65/130C Si-Graphene
AM700712	Lipo 5200mAh 2S ultra low-7.4V-55/110C Si-Graphene
AM700713	Lipo 5400mAh 2S TC Ultra Low P-7.4V-Si-Graphene
AM700714	Lipo 5500mAh 2S TC Ultra Low P-7.6V-Si-Graphene
AM700801	Lipo 5200mAh 2S TC Low Profile-7.6V-55/110C
AM700802	Lipo 6200mAh 2S TC Low Profile 7.6V-55/110C
CR005	CORE RC Battery Tape - Black 50mm
CR006	CORE RC Battery Tape - Blue 50mm
CR007	CORE RC Silicone Wire 12g - Red/Black 2x50cm
CR009	CORE RC RED Connector with 2x4mm Males
CR050	CORE RC Silicone Wire 12AWG - Red 1 Metre
CR051	CORE RC Silicone Wire 12AWG - Black 1 Metre
CR052	CORE RC Silicone Wire 12AWG - Blue 1 Metre



BATTERIES Cont....

CR055	CORE RC Silicone Wire 12AWG - Blue 50 Metre Reel
CR056	Balance Charge Lead; JST-XHR to 2mm Male 7.4v
CR115	CORE RC Silicone Wire 12g - Red/Black/Blue 3x50cm
CR122	Heatshrink 4.0mm dia Black - 20pcs
CR123	Heatshrink 5.0mm dia Black - 20pcs
CR124	Heatshrink 6.0mm dia Black - 20pcs
CR125	Heatshrink 6.0mm dia Red - 20pcs
CR159	Core RC - Battery Tape - Orange 50m
CR170	CORE RC Lipo Locker - 17 x 8 x 7cm
CR287	Silicone Wire Black 14 AWG - 1Mtr
CR288	Silicone Wire Black 16 AWG - 1Mtr
CR294	CORE RC-4000mAhR 7.4V 30/60C 2S Shorty Lipo
CR653	Core RC Silicone Wire 13AWG- Black-1 Mtr
CR663	Slim Battery Tape - Black - 12mm x 25M
DA771003	DASH 12AWG Wire Black
DA771004	DASH 13AWG Wire Black
DA771005	DASH 14AWG Wire Black
FAN26239	Fantom 7800mAh 100C Stick Type P
IPBG2S4200HVR	LiHV Battery Shorty 4200mAh-50C-7.6V 5mm
IPBG2S5000HV4	Intellect Lipo LiHV 120C 2S Shorty 5000mAh 7.6V
IPBG2S6000HV3	LiHV Shorty Battery 6000mAh-120C-7.6V
IPBG2S6000HV4	Intellect Lipo LiHV 120C 2S Shorty 6000mAh 7.6V
IPCC2S10000HVR	LiHV Stick Battery 10000mAh-50C-7.6V
IPCC2S5200HVR	LiHV Stick Battery 5200mAh-50C-7.6V 5mm
IPCC2S6000HV4	Intellect Lipo LiHV 120C 2S Hi Power 6000mAh 7.6V
IPCC2S7000HV4	Intellect Lipo LiHV 120C 2S L-Run 7000mAh 7.6V
IPCC2S7600HV4	Intellect Lipo LiHV 120C 2S Light Wt 7600mAh 7.6V
IPCC2S8400HV3	LiHV Stick Battery 8400mAh-120C-2s 7.6V
IPCC2S8400HV4	Intellect Lipo LiHV 120C 2S Hi Power 8400mAh 7.6V
IPLP2S3600HV4	Intellect Lipo LiHV 120C 2S LP Shorty 3600mAh 7.6V
IPLP2S4200HV4	Intellect Lipo LiHV 120C 2S LP Shorty 4200mAh 7.6V
LRP430260	Lipo 8000mAh - P5-HV TC Stock Spec 7.6V
LRP430261	Lipo 6400mAh - P5-HV TC LCG Stock Spec - 7.6V
LRP430262	Lipo 5500mAh - P5-HV TC Ultra - 7.6V
LRP430263	Lipo 6000mAh Mid Shorty Stock Spec - 7.6V
LRP430264	Lipo 4600mAh-P5-HV Light Shorty Stock Spec-7.6V
LRP430265	Lipo 5800mAh - P5-HV Shorty Stock Spec - 7.6V
LRP430266	Lipo 4200mAh - P5-HV Real Shorty LCG - 7.6V
LRP430271	Lipo 6400mAh-HV LCG Mod 7.6V
LRP430272	Lipo 5000mAh-HV Hyper LCG Mod 7.6V
LRP430273	Lipo 3900mAh-HV Ultra Mod Shorty 7.6V
LRP430275	Lipo 4000mAh-HV LCG Stk Spec Shorty 7.6V
LRP430276	Lipo 7300mAh-HV Stock Spec 7.6V
LRP430280	Lipo 8000mAh-HV Stock Spec 7.6V
LRP430281	Lipo 6000mAh-HV LCG Stock Spec 7.6V
LRP430282	Lipo 5500mAh-HV Ultra LCG Mod-7.6V
LRP430284	Lipo 4800mAh-HV-Stock Spec Shorty 7.6V
LRP430285	Lipo 5800mAh-HV Stock Spec Shorty 7.6V
LRP430286	Lipo 4500mAh-HV LCG Mod Shorty 7.6V
LRP430287	Lipo 3500mAh-HV Ultra Stock Spec Shorty 7.6V
LRP65845	Lipo Safe - 23 x 30cm
LRP65846	Lipo Safe - 18 x 22cm
LRP65847	Lipo Safe Box - Small 15 x 6 x 5cm
LRP65848	Lipo Safe Box - Large 18 x 8 x 6cm
MR33-SB2	MR33 Lipo Battery Safety Bag - V2
MR-SB	MR33 Lipo Bag
SK-500007-01	SKY RC Lipo Pal

GENERAL ACCESSORIES

CR043	CORE RC - Silver X-Weights 16pcs
CR058	CORE RC - Black X-Weights 16pcs
CR120	Heatshrink 2.0mm dia Black - 20pcs
CR518	Super Glue Nozzles - pk10
CR520	Medium Thread Lock 3ml
CR521	Super Glue Activator 63ml
CR522	CORE RC - 522 Pro Tyre Glue + 2 Nozzles
CR548	CORE RC - Tool Bag
CR549	CORE RC - Oil Bag
DF4260269080410	Dry-Fluid Extreme RC Car - 20ml
DF4260269080731	Dry-Fluid Extreme Gear Lube - 10ml
MR33-CS-ONROAD-LI	MR33 Onroad Car Stand Black Ltd Edition
MR-CSONROAD	MR33 Car Stand On Road
SXT00080	SXT Ice Tyre Glue
SXT00085	SXT Silk Anti Wear Grease
U4831	Aerial Tube Cap - Black - 6pk

TOOLS

CR044	CORE RC - Curved Body Scissors
CR045	CORE RC - Straight Body Scissors
CR100	Shock Shaft Pliers - Purple
CR101	Shock Shaft Pliers - Black
CR103	Magnetic Parts Tray - Black
CR148	CORE RC - Polybutler Pit Box; Black
CR233	Piston Drilling Kit-1.1-1.8mm (8 bits)
CR241	Camber Gauge
CR271	4 Way Wrench Small - 4.0,4.5,5.5,7.0mm
ED181001	Chassis Droop Gauge Blocks 10mm for 1/10 - (2)
ED181004	Chassis Droop Gauge 3-10mm for 1/10 Cars (10mm)
ED181007	Ultra-Fine Chassis Droop Gauge 4.0-6.6mm
ED181008	Ride Height Gauge - 0mm - 15mm (Beveled)
ED181009	Quick Downstop Gauge Tool - 1.0 - 6.5mm
ED181012	Alu Set-Up Wheels (4)
ED190012	Reamer with Protection Cap for Body - 14mm
H1057	Loctite Precision Super Glue - 5g
MR33-CDG	MR33 Circle Droop Gauge 4.0-6.66mm
U2100	Set Up Wheels;Camber and Toe In-SST
U2789	Schumacher Hex Driver - 1.5mm
U2790	Schumacher Hex Driver - 2.0mm
U2791	Schumacher Hex Driver - 2.5mm
U2792	Schumacher Hex Driver - 3.0mm
U2795	Schumacher M3 Nut Driver
U2796	Schumacher M4 Nut Driver
U2818	Schumacher Body Reamer
U3582	Precision Balance Pivot Set
U4229	Steel Spanner - 5.5mm/3.9mm

1-10 TOURING WHEELS

U2500	Rev-Lite; 24mm - White (Pk4)
U2777	Rev-Lite; Flex 24mm - White (Pk4)
U3792	Rev-Lite wheel Std; 20mm - White (Pk4)

1-10 TOURING TYRES AND INSERTS

JR-A30KS	Contact Pre-Glued A30 Carpet Spec - pk4
LRP65040	VTEC G32 Pre-Glued TC Asphalt Wheels-4pcs
LRP65041	VTEC G36 Pre-Glued TC Asphalt Wheels-4pcs
LRP65050	VTEC CPX-V22 Pre-Glued TC Carpet Wheels-4pcs
RU0445	Rush PreGlued Carpet Tyres 30CPM
RU0449	Rush Preglued Tyres 32M R2
RU-0450	SPE36VR2 Rush Japan Nats Control Tyre
RU0569	Rush Pre-Glued Tyres SPC32M R2 BTCC 4pcs
U6623	SST Mini Pins 24/25 - Blue (pr)
U6624	SST Mini Pins 24/25 - Yellow (pr)
U6627	SST Foam Tyre Insert - 24/25 Hard (pr)
U6628	SST Foam Tyre Insert - 24/25 Comp (pr)
U6629	SST Rally 24/25 - Yellow (pr)
U6630	SST Rally 24/25 - White (pr)
U6635	SST Foam Tyre Insert - 20 Hard (pr)
U6670	SST Mini Pins 20 - Blue (pr)
U6671	SST Mini Pins 20 - Yellow (pr)
U6672	SST Belted Slick 25 - White (pr)
U6690	SST Carpet Dragon 24/25mm (pr)
U6716	SST Mini Pins 24/25 - Green (pr)
U6717	SST Mini Pins 20 - Green (pr)
U6758	Moulded Insert; Yellow - Touring (pr)
U6764	JB Foam Inserts (pr)
U6780	Moulded Insert: Red - Touring (pr)
U6799	Foam Inserts - Touring - Dark Grey - (pr)

SOREX - TOURING CAR TYRES



XCO-20R	Sorex Competition Tyre - 20R pk2
XCO-24R	Sorex Competition Tyre - 24R pk2
XCO-28R	Sorex Competition Tyre - 28R pk2
XCO-32R	Sorex Competition Tyre - 32R pk2
XCO-36R	Sorex Competition Tyre - 36R pk2
XCO-40R	Sorex Competition Tyre - 40R pk2
XG-20RY	Sorex Glued 20R+Yellow+Revlite24 pk4
XG-24RY	Sorex Glued 24R+Yellow+Revlite24 pk4

SOREX - TOURING CAR TYRES Cont...

- XG-28JB Sorex Glued 28R+JB+Revlite24 pk4
- XG-28RK Sorex Glued 28R+Black+Revlite 24 - pk4
- XG-28RY Sorex Glued 28R+Yellow+ Revlite24 pk4
- XG-32JB Sorex Glued 32R+JB+Revlite24 pk4
- XG-32RK Sorex Glued 32R+Black+Revlite 24-pk4
- XG-32RY Sorex Glued 32R+Yellow+Revlite24 pk4
- XG-36RY Sorex Glued 36R+Yellow+Revlite24-pk4
- XG-36SR Sorex Glued 36R+Red+Stiff Light pk4 Worlds 2012
- XG-36SY Sorex Glued 36R+Yellow+Stiff Light pk4
- XG-40SY Sorex Glued 40R+Yellow+Stiff Light Pk4-Euros 2014
- XG-RAIN Shimizu D01J Wet Pre-Glued - pk4 BRCA

PAINT

- CR599 Spraygun Pro for Core paint
- CR600 Aerosol Paint - White Knight
- CR601 Aerosol Paint - Yellow Taxi
- CR602 Aerosol Paint - Fire Red
- CR603 Aerosol Paint - French Blue
- CR604 Aerosol Paint - Petrol Blue
- CR605 Aerosol Paint - Racing Green
- CR606 Aerosol Paint - Jet Black
- CR607 Aerosol Paint - Lime Green
- CR608 Aerosol Paint - Tangerine
- CR609 Aerosol Paint - Hot Pink
- CR610 Aerosol Paint - Berry Purple
- CR611 Aerosol Paint - Neon Yellow
- CR612 Aerosol Paint - Neon Orange
- CR613 Aerosol Paint - Neon Red
- CR614 Aerosol Paint - Neon Green
- CR615 Aerosol Paint - Neon Fire
- CR616 Aerosol Paint - Neon Carrot
- CR617 Aerosol Paint - Neon Pink
- CR618 Aerosol Paint - Neon Blue
- CR619 Aerosol Paint - Metallic Blue
- CR620 Aerosol Paint - Metallic Graphite
- CR621 Aerosol Paint - Metallic Silver
- CR622 Aerosol Paint - Metallic Purple
- CR623 Aerosol Paint - Metallic Green
- CR624 Aerosol Paint - Metallic Red
- CR625 Aerosol Paint - Metallic White
- CR626 Aerosol Paint - Clear Sparkle
- CR627 Aerosol Paint - True Chrome
- CR628 Aerosol Paint - Clear Backing
- CR629 Aerosol Paint - Window Tint
- CR631 Aerosol Paint - Spearmint
- CR666 Aerosol Paint - Flat Matt Finish
- CR667 Aerosol Paint - Glacier Sapphire
- CR668 Aerosol Paint - Glacier Raspberry
- CR669 Aerosol Paint - Glacier Gold
- CR670 Aerosol Paint - Glacier Plum
- CR671 Aerosol Paint - Shark Grey
- CR672 Aerosol Paint - Bullion Gold

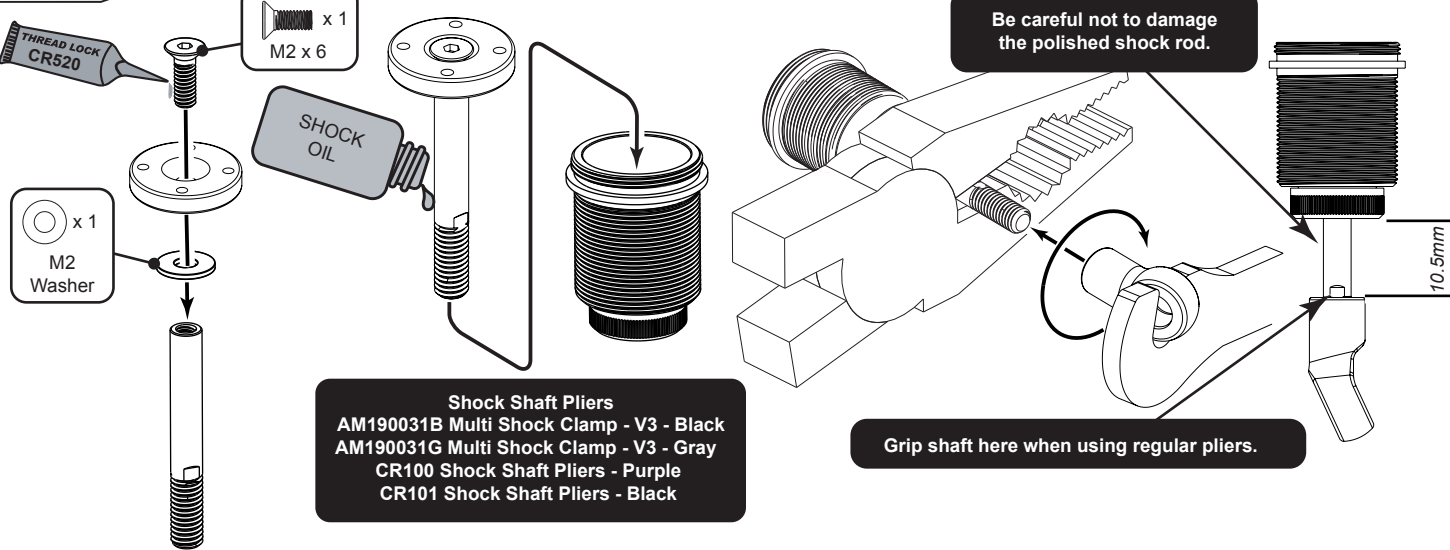


STEP 61

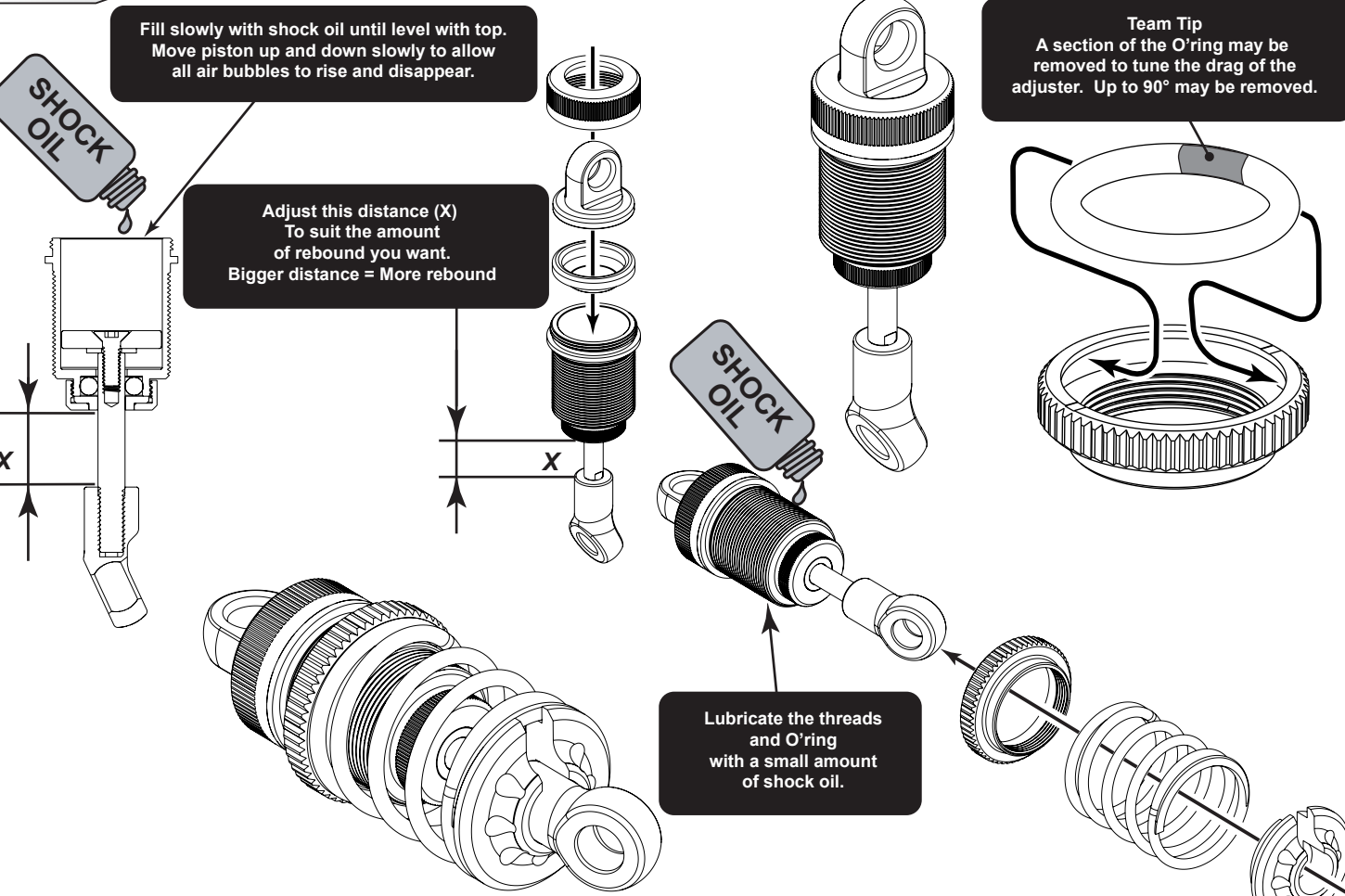
Make four shocks the same.



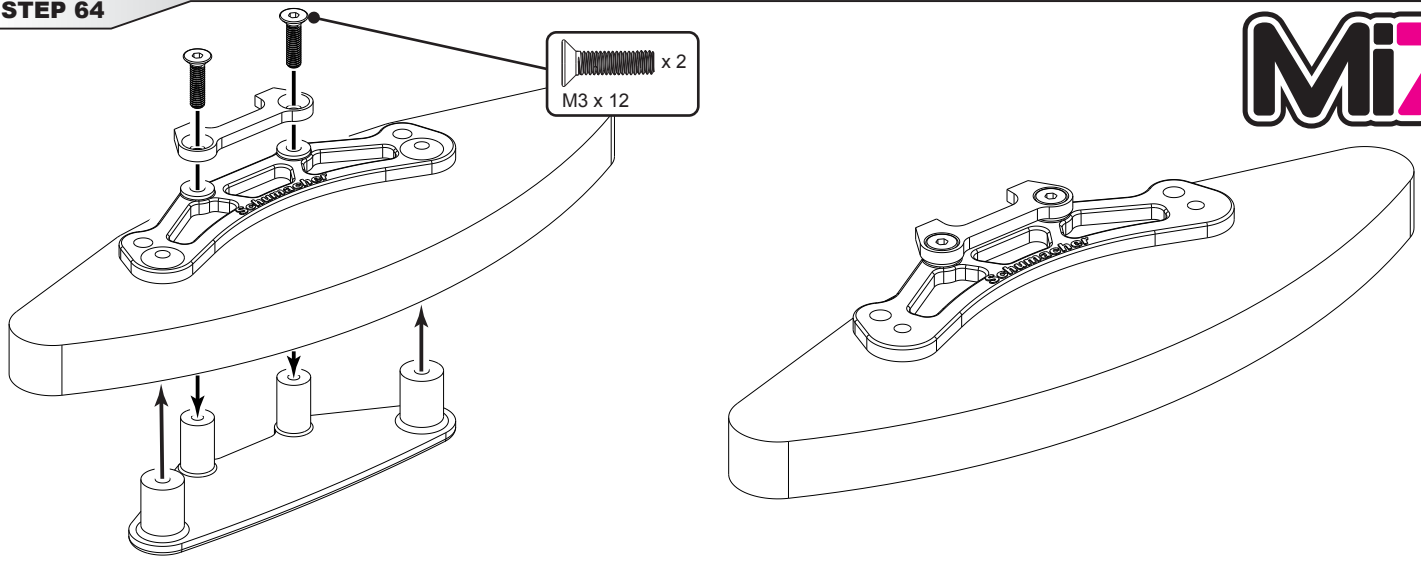
STEP 62



STEP 63

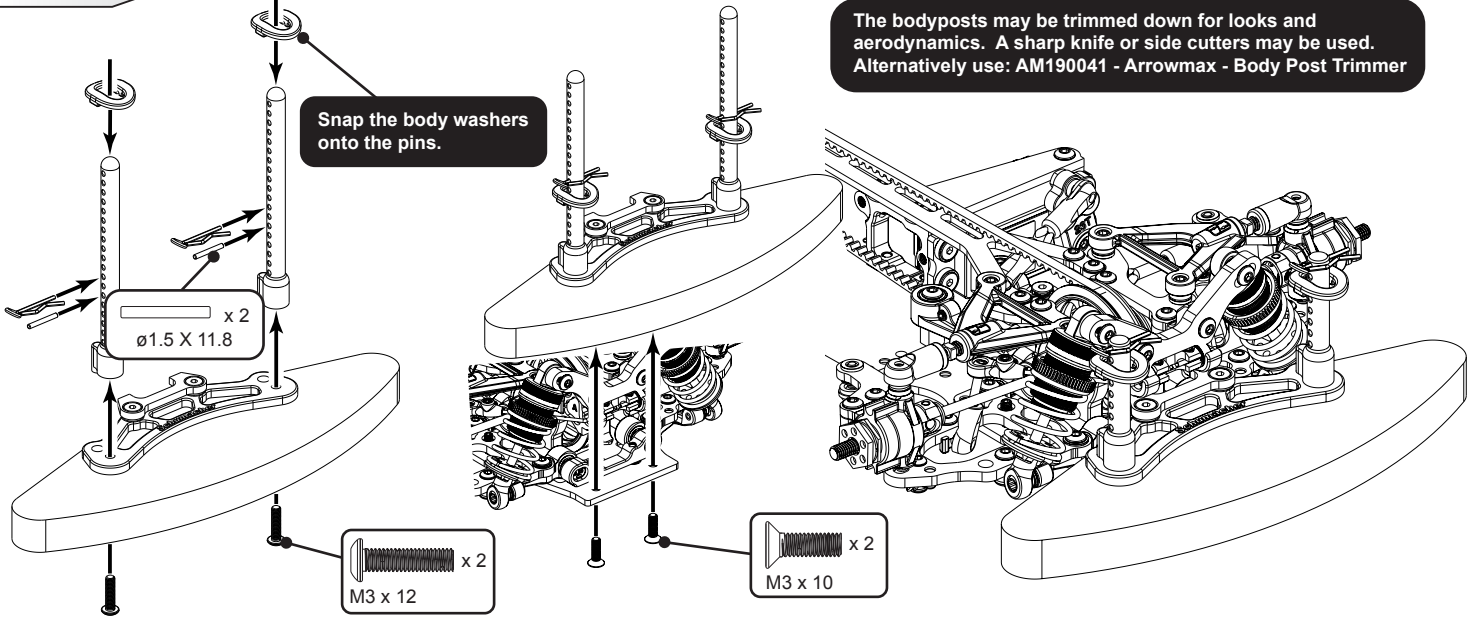


STEP 64



STEP 65

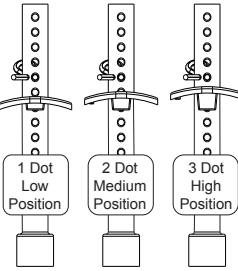
The bodyposts may be trimmed down for looks and aerodynamics. A sharp knife or side cutters may be used. Alternatively use: AM190041 - Arrowmax - Body Post Trimmer



STEP 66

Body Washers
Select the correct body washer to fine tune the bodyshell height. Each incremental change is 1.2mm.

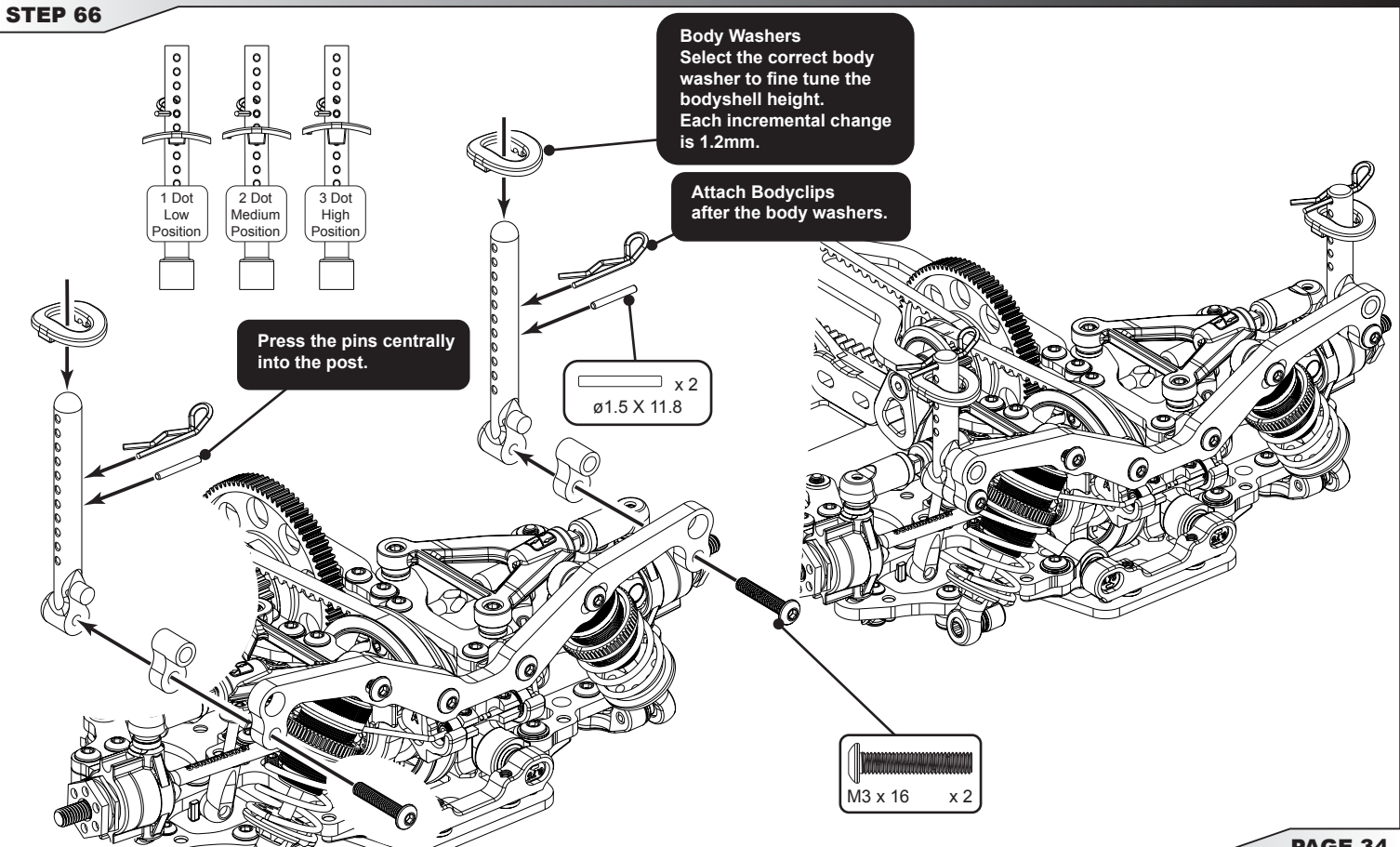
Attach Bodyclips
after the body washers.



Press the pins centrally into the post.

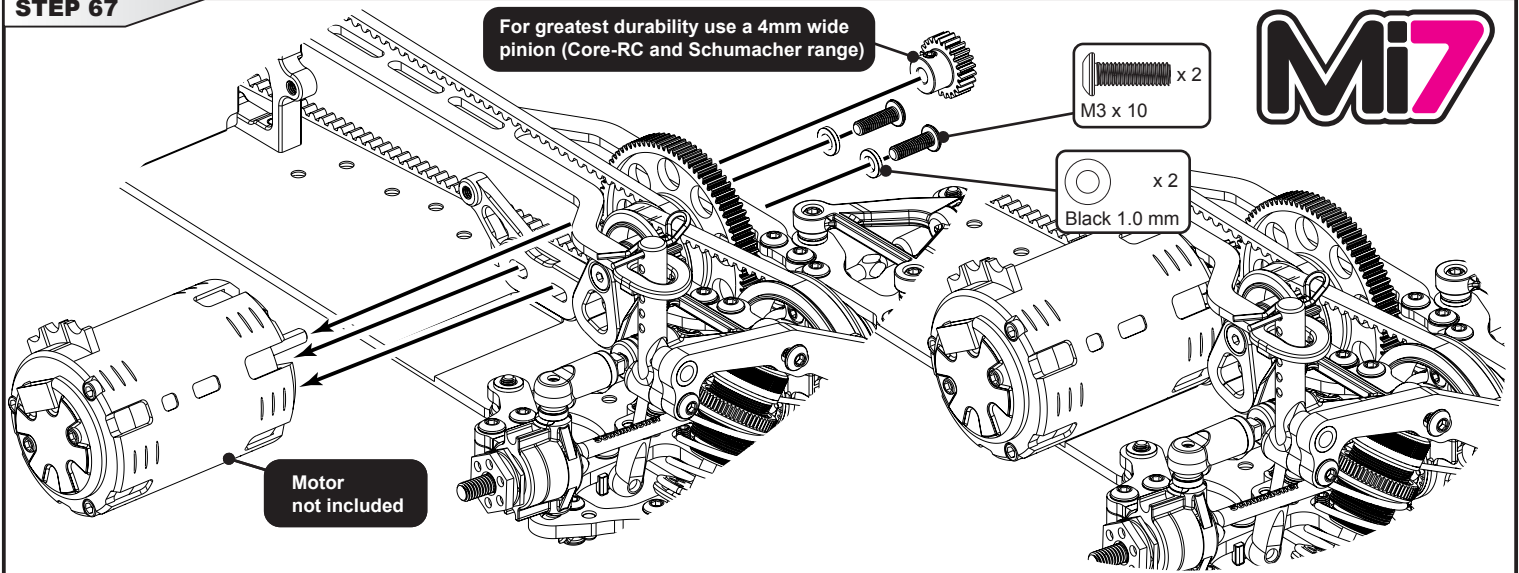
x 2
ø1.5 X 11.8

M3 x 16 x 2

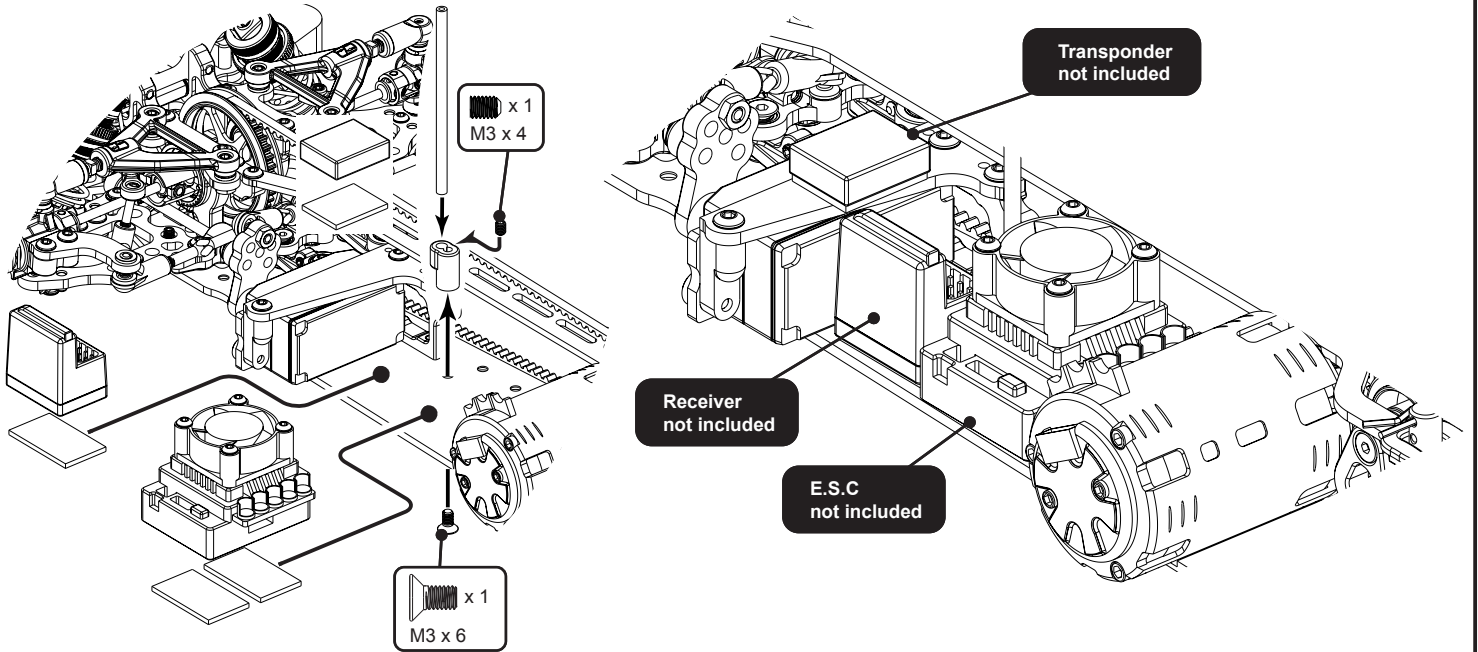


STEP 67

For greatest durability use a 4mm wide pinion (Core-RC and Schumacher range)

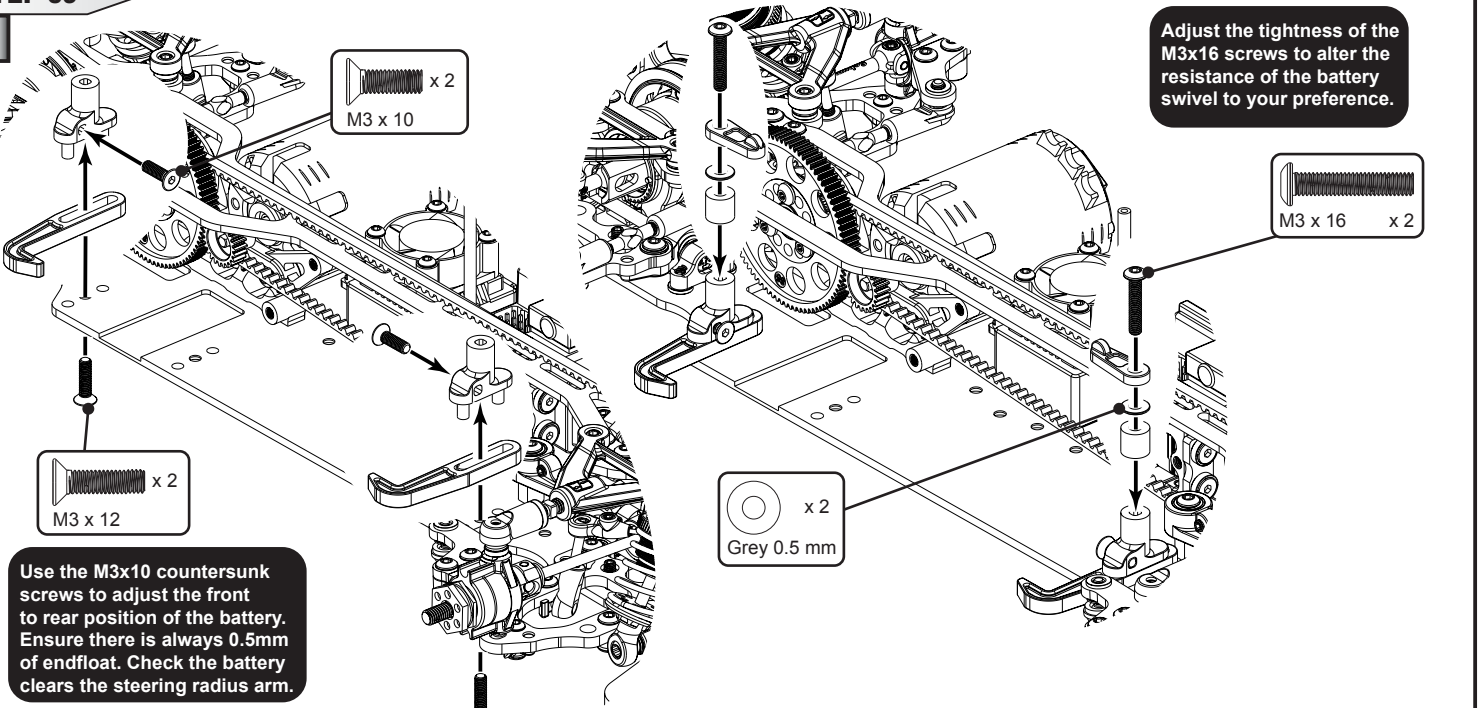


STEP 68

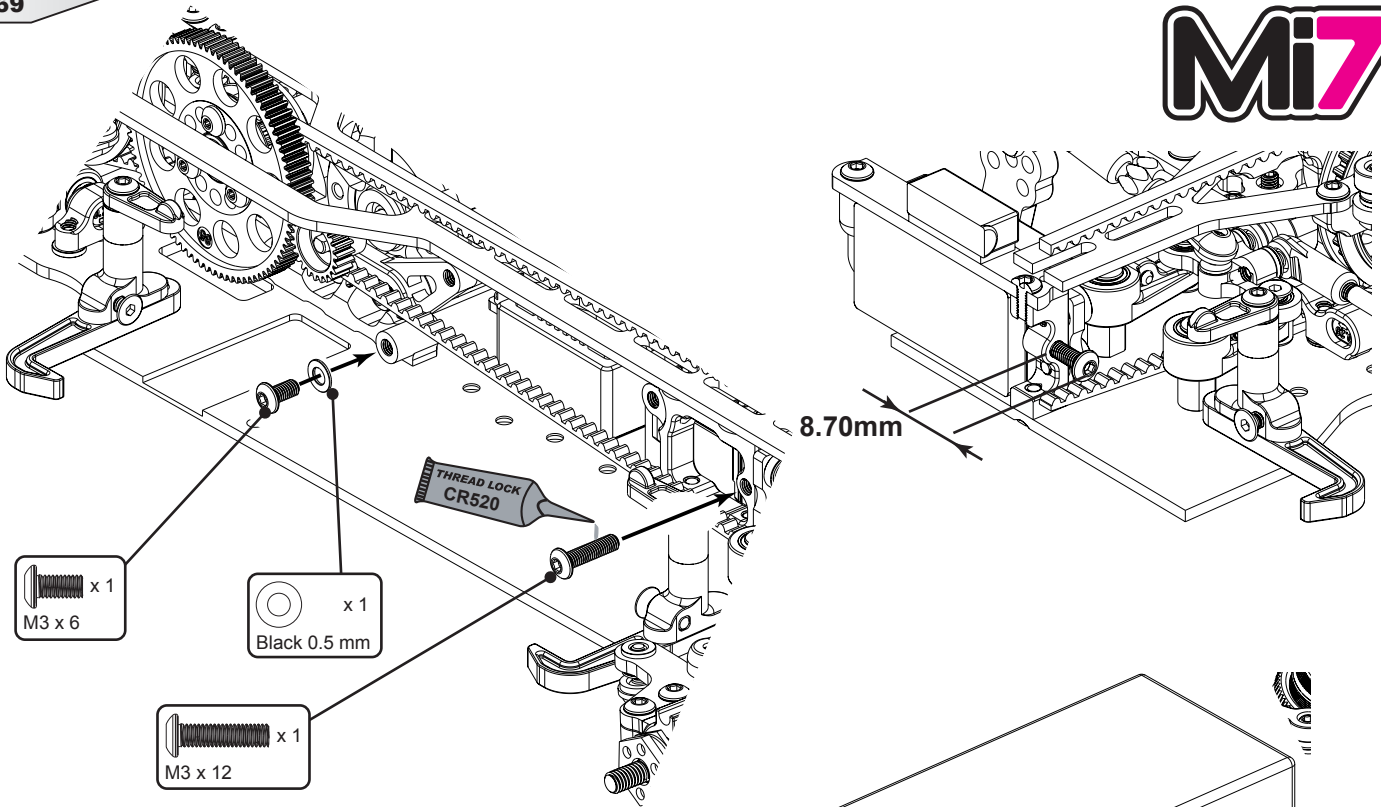


STEP 69

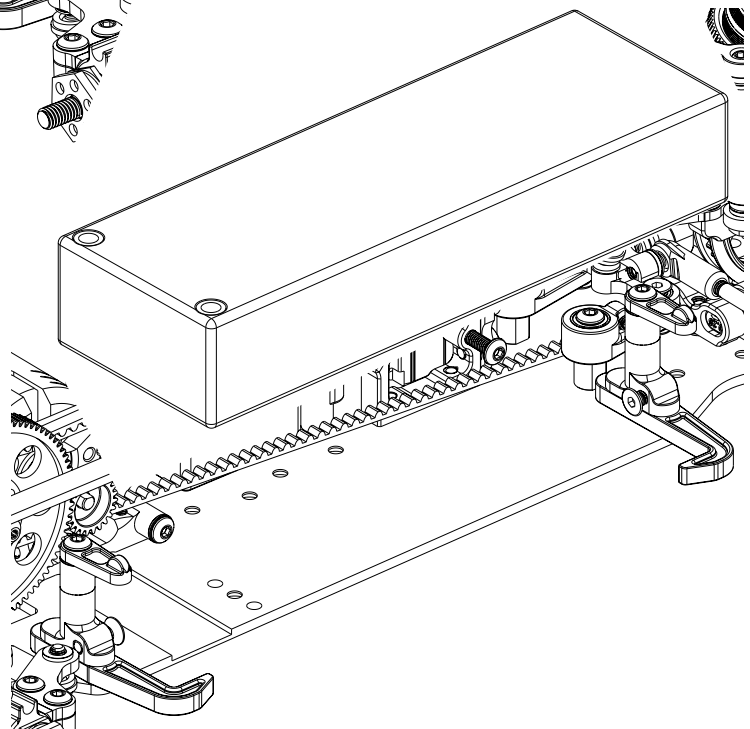
A



Use the M3x10 countersunk screws to adjust the front to rear position of the battery. Ensure there is always 0.5mm of endfloat. Check the battery clears the steering radius arm.

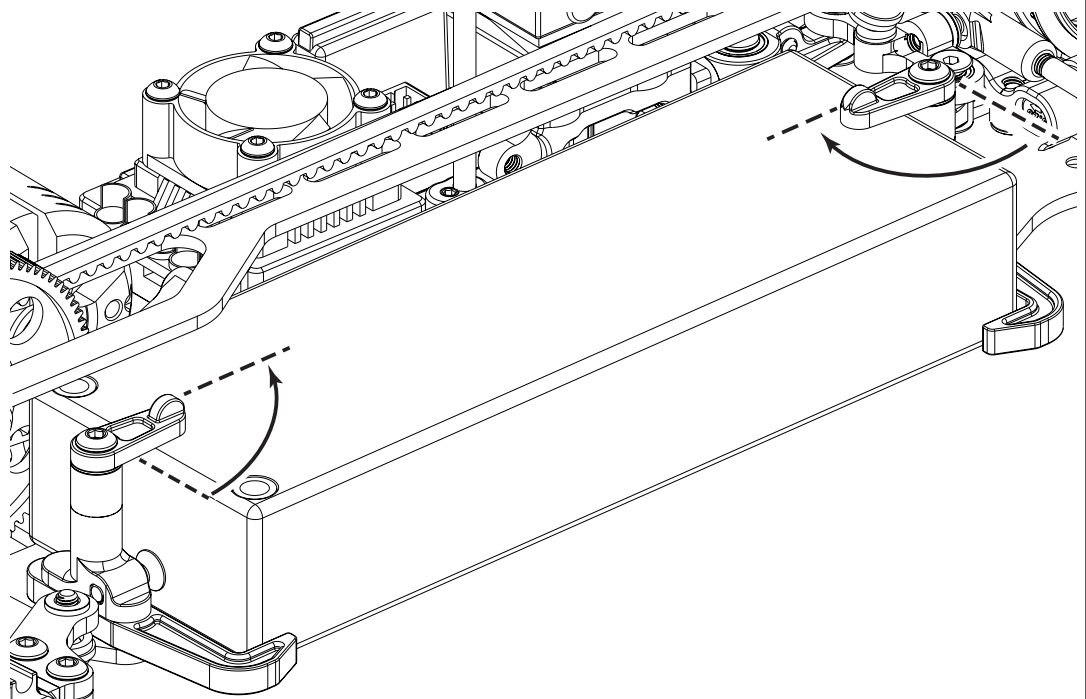


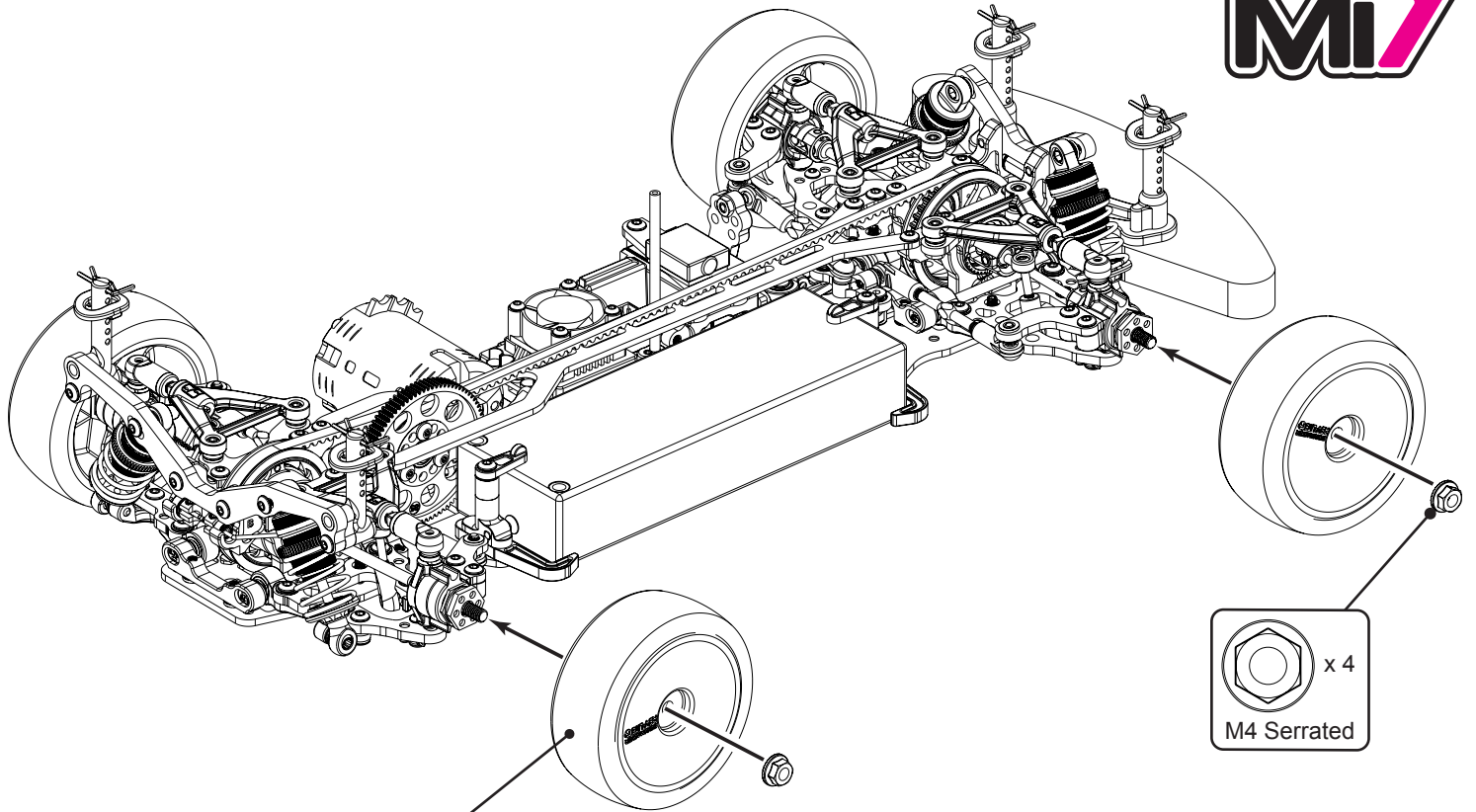
Use these two button head screws along with the battery hooks to move the battery left to right on the chassis. Ensure there is always 0.5mm of endfloat.



Three LiPo spacers are included in the kit. To be used with different height lipos. ULCG LiPo's use the 1.5mm spacer. LCG LiPo's use the 3.5mm spacer. Full height LiPo's use the 6.5mm spacer.

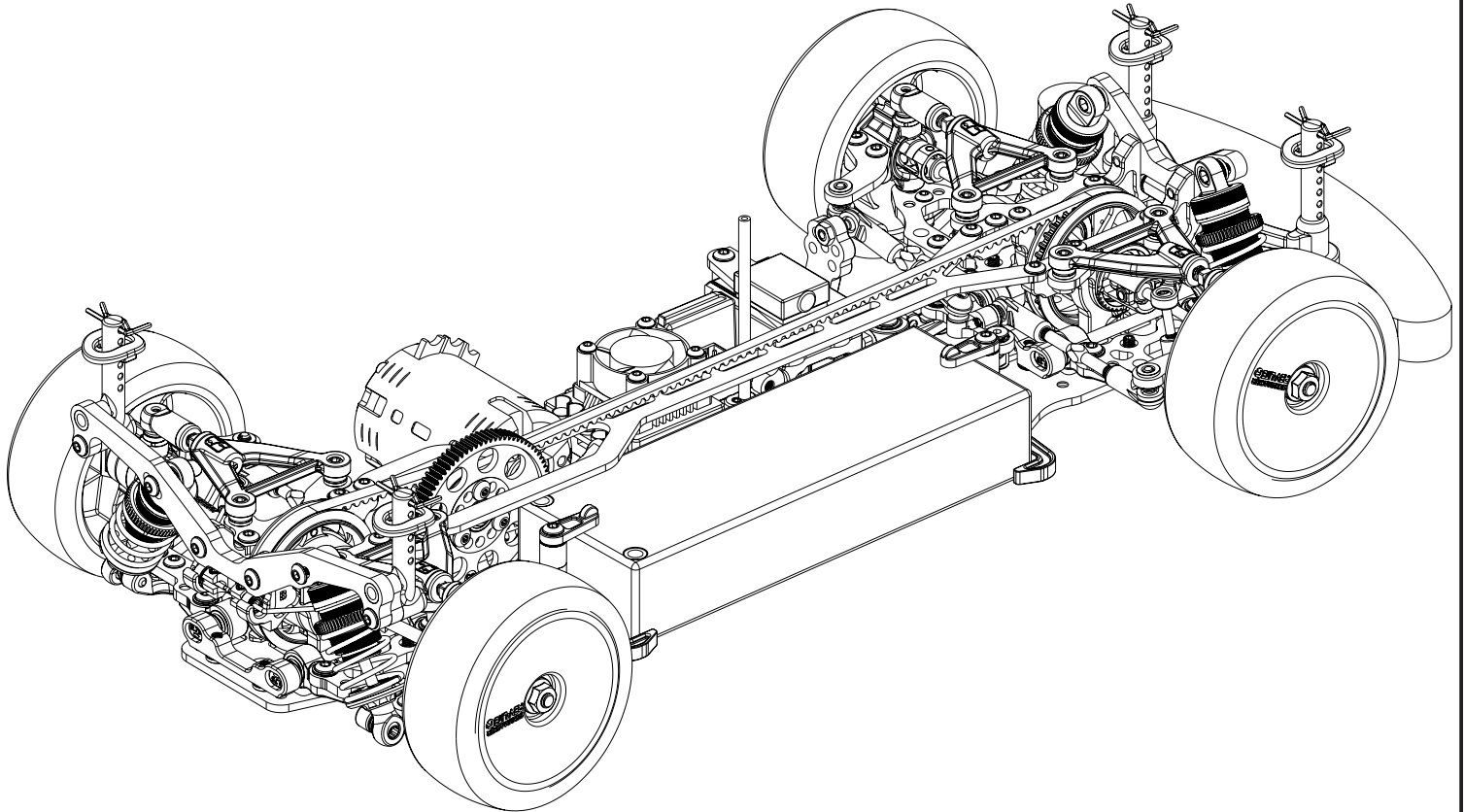
1.5mm ULCG	3.5mm LCG	6.5mm Full Height
Use 10mm screw	Use 12mm screw	Use 16mm screw





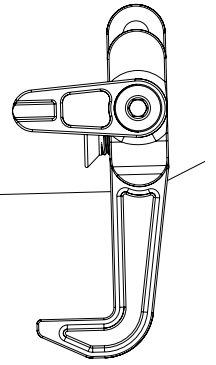
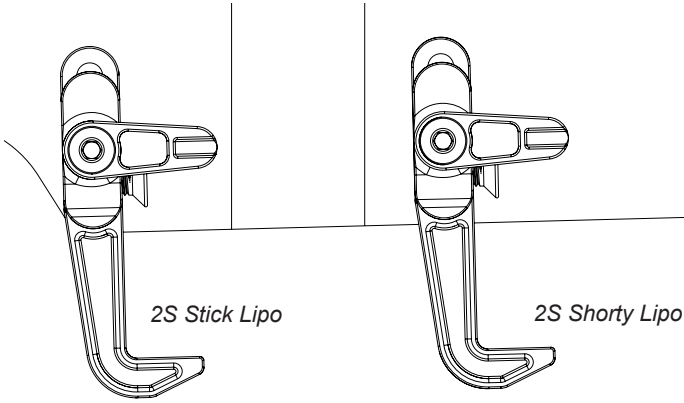
Wheels and tyres are not included in the kit

View of finished car



Track Settings

Cell Type



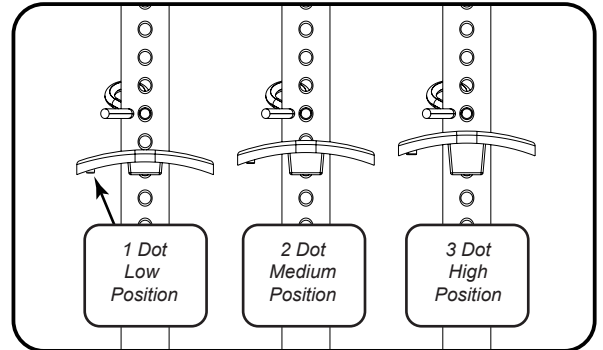
2S Stick Lipo

2S Shorty Lipo

Body Height Position

The kit allows for the fine adjustment of bodyshell height with the inclusion of three different body washers. These body washers have three incremental steps in height. The one dot washer is the lowest, the three dot washer is the highest.

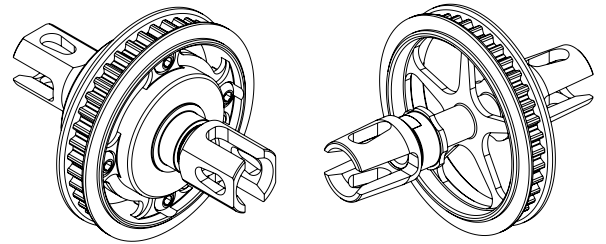
The CoreRC alloy body adjuster (CR309) allows for infinite adjustment of the body height.



Gear Diff - Spool

In the front a spool is the standard choice and the best option for most conditions.

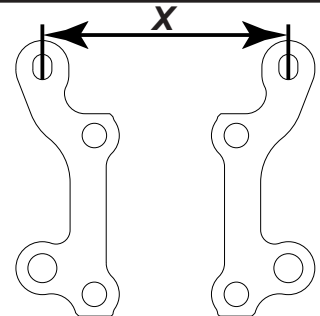
A gear diff will give more mid corner steering, but suffer on corner exit. We use a gear diff on very tight twisty tracks.



Upper Wishbone Length

Optional upper mounts are available that shorten the upper wishbone length. The 2 dot and 3 dot upper mounts reduce the upper wishbone length by 1.5mm per side. A shorter upper wishbone gives more camber change which will give more initial grip but will break away quicker than a longer upper wishbone.

Upper Mount	X
No Dot	39.5mm
1 Dot	39.5mm
2 Dot	42.5mm
3 Dot	42.5mm



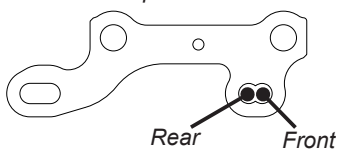
Rear Caster

Rear caster does not affect the handling of the car, but does alter the wheelbase. A 1mm change in wishbone position gives a 2° change in caster.

Front Caster

The front caster can be changed by using the optional upper mounts. More caster will give slightly slower turn in, but more on power steering. A 1mm change in wishbone position gives a 2° change in caster.

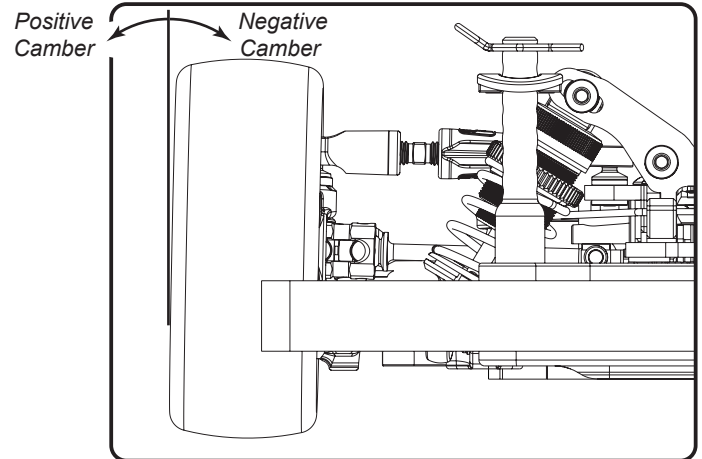
The 1 dot and 3 dot upper mounts have 2 caster options.



Upper Mount	Wishbone Position				
	← Rearwards				→ Forwards
	-1.0mm	-0.5mm	0 Central	+0.5mm	+1.0mm
1 Dot - Front 3 Dot - Front	0°	1°	2°	3°	4°
Kit (No Dot) 2 Dot	2°	3°	4°	5°	6°
1 Dot - Rear 3 Dot - Rear	4°	5°	6°	7°	8°

Camber

With maximum negative camber the car will have high levels of grip, but there may be the possibility of sudden breakaway in corners. Reducing the camber gives a more progressive slide, but may give less grip.



Track Width Adjustment using Spacers and Hexes

You can change the front and rear track width using:

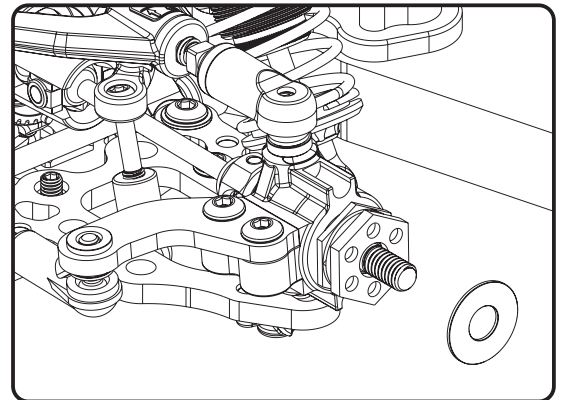
U4321 - Alloy Wheel Shims 0.50 & 1.00mm

or

U3570 - Alloy Wheel Hex - Slim - (pr)

U3525 - Alloy Wheel Hex - Medium - (pr) (Kit)

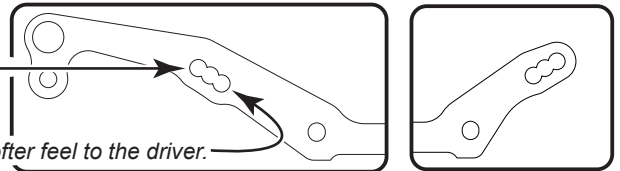
U4577 - Alloy Wheel Hex - Wide - (pr)



Shock Mount

Vertical shock absorbers make the car react sharply to driver inputs.

A laydown shock offers a softer feel to the driver.

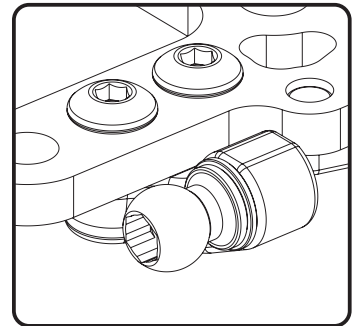


Wishbone Shock Mounting Position

The Mi7 offers ultimate adjustability with innovative sideways mounted damper ball studs. By adding washers, the car will become stiffer and feel more responsive to driver input, making the car more nervous and difficult to drive. Conversely, reducing the number of washers makes the car softer and easier to drive.

Front: Adding a washer to the front ball stud will increase initial turn in, however at the expense of more mid-corner understeer. Removing the washer will reduce the turn in response, but will gain more mid-corner steering.

Rear: Adding a washer to the rear ball stud will tend to create an oversteer balance in the middle of the corner. Vice-versa, reducing the thickness of the washer will increase rear traction in the middle of the corner.

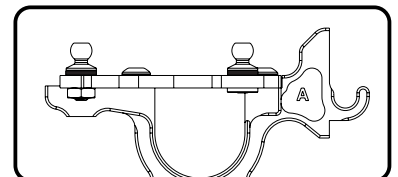


Link Ball Height

HEIGHT ADJUSTMENT

The height of the inboard suspension link can be altered by adding or removing the black spacer washers, under the ball stud.

This adjustment alters the camber gain of the suspension, generally a lower ball stud (or shorter link) gives more instant cornering grip followed by a sudden breakaway. A higher ball (or longer link) gives smoother more progressive cornering grip.

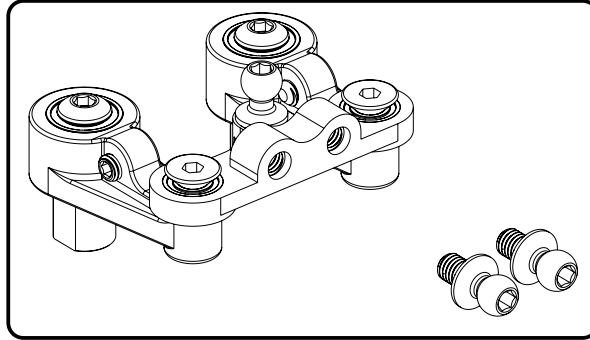


Optional Ackerman and Lock Setting

ACKERMAN

Reducing the number of washers behind the centre track rod ball stud will increase the inside wheel angle and reduce the outside wheel angle. This is more suited to tight tracks, with slow-speed corners.

Increasing the number of washers behind the ball stud will increase outside wheel angle and reduce inside wheel angle. This is more suited to open tracks, with high-speed corners.

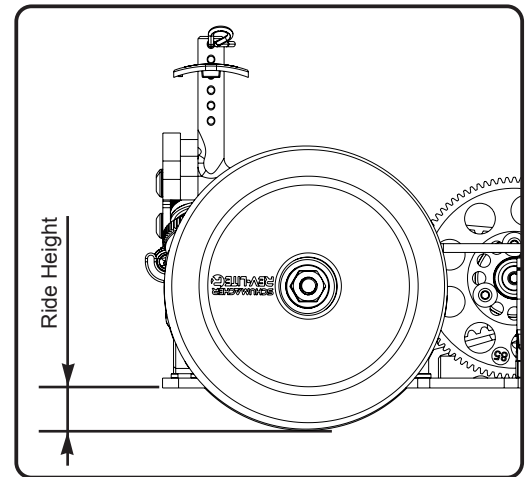
**LOCK SETTING**

The grub screw in the radius arms acts as a lock stop. For more lock unscrew the grub screw. For less lock screw in the grub screw.

Ride Height

In general always run the car as low as possible, without the chassis grounding out.

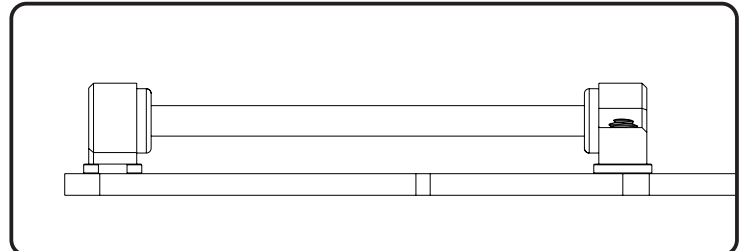
A good starting point with rubber tyres is 5.4mm at the front and 5.6mm at the rear.

**Suspension Pin Height**

Changing the height of the wishbone pivot pin changes the roll centre.

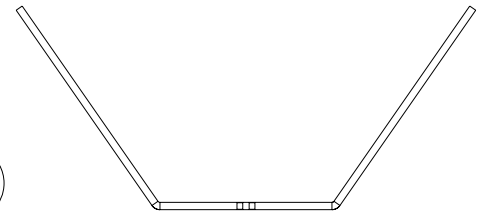
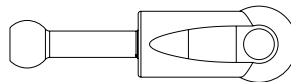
Lowering the roll centre (removing spacers) will give the car more grip at the expense of increased body roll.

Raising the pin by adding spacers will raise the roll centre, this will reduce grip, but the car should be more stable.

**Roll Bars**

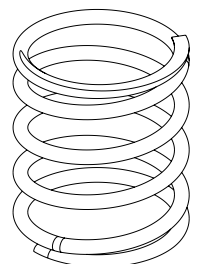
Changing the roll bar thickness changes the way the weight is transferred, and the roll of the car. A stiffer/thicker rear roll bar will reduce entry steering but increase on power steering. A thicker/stiffer front bar will increase entry steering. Generally we use thinner roll bars in bumpy conditions.

The roll bar link can be adjusted in length to compensate for roll bar tweak.

**Shock Springs**

The spring rate controls the suspension stiffness.

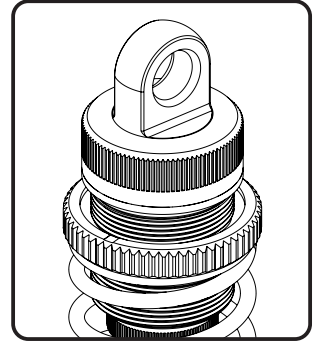
Spring adjusters only change the ride height. They DO NOT alter the suspension stiffness. On slippery or bumpy tracks use soft to medium rate springs, on flat or high grip tracks run medium to hard rate springs.



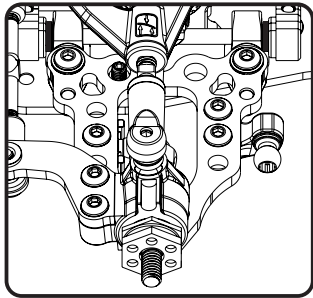
Shock Cap Type

*Vented caps give zero rebound of the shock shaft.
Sealed shock caps can be built to give between 0-100% rebound.
Emulsion shocks can be built to give suck back, the opposite of rebound.*

Use less rebound in high traction conditions and more rebound in low traction conditions. Emulsion shocks/suck back is used in low grip conditions that need a lot of steering.



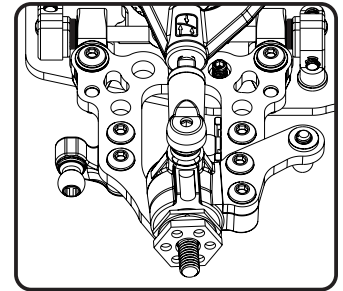
Wheelbase



*Wheelbase on the Mi7 can be adjusted in two places.
The inboard front and rear pivot pins.*

Front: *Moving the front axle forwards makes the car smoother to drive in the corner. This is good for open track layouts where good corner speed is critical to achieve a fast lap time. Moving the front axle rearwards reduces the turning circle of the car, providing more steering. This option is great for small, twisty tracks.*

Rear: *Moving the rear axle forwards will move the vehicle's weight distribution rearwards, thus increasing rear traction on power and giving more mid-corner rotation. This is better for small, twisty tracks. Moving the rear axle rearwards will reduce traction under acceleration, but make the car more stable in the middle of the corner.*



Front Toe-in

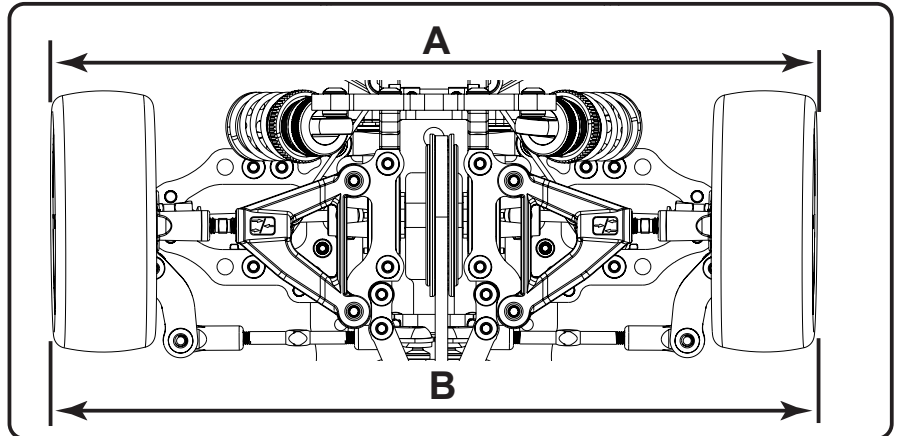
The front toe-in is set by adjusting the steering trackrod turnbuckles.

*Toe-In = A less than B
Toe-Out = A greater than B*

Toe-in will give a more stable car, but will give less sharp turn in.

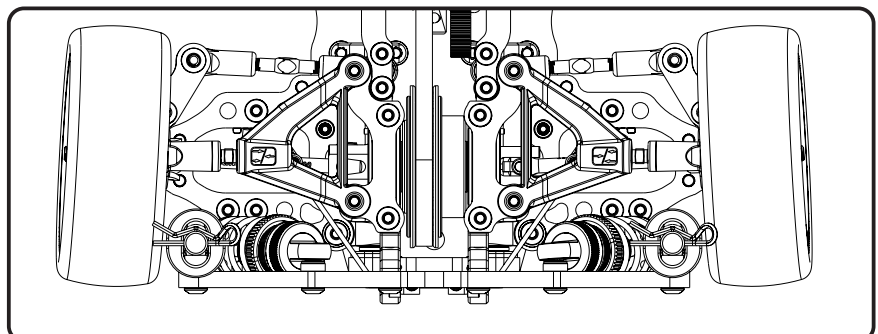
Toe-out will give the opposite, less stability with sharper turn in to the corners.

We recommend to start at about 0° or 1° toe-out.



Rear Toe-in

*Less rear toe-in will free up the rear of the car making it rotate more in the turn, at the expense of some rear traction. This will make the car more difficult to drive.
We use less rear toe-in in*



Anti-Squat and Pro-Squat - Kick Up and Anti-Dive

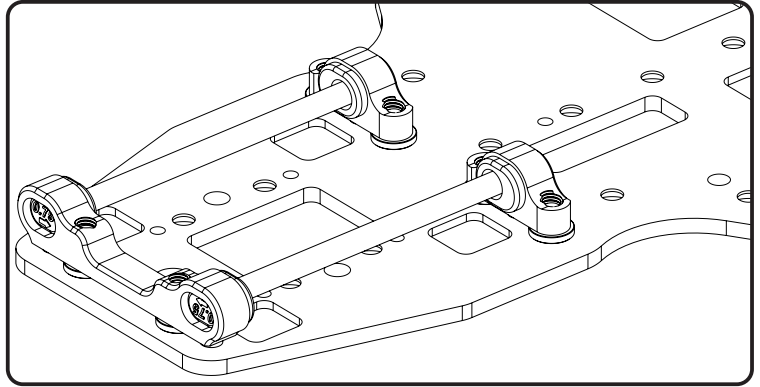
ANTI-SQUAT OR PRO-SQUAT

The best balance on the car is usually with a level wishbone pin, however a small amount of anti-squat can improve on power traction.

By adding **U4932 - Split Block Shims** underneath the front split blocks you will get anti-squat.

By adding **U4933 - Strap Shims** underneath the Rear strap you will get pro-squat.

0.5MM SHIM = 0.75° CHANGE



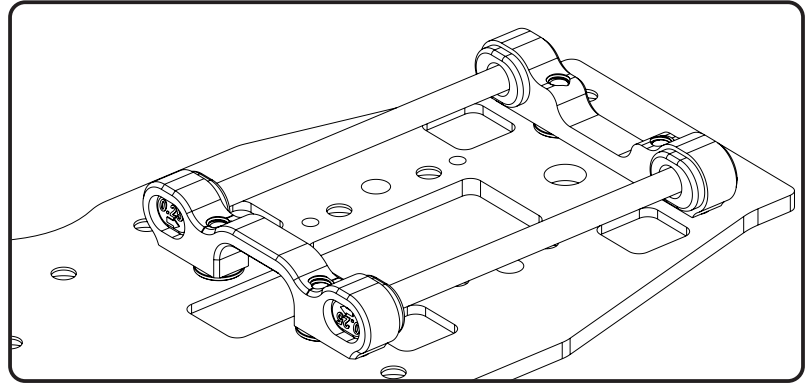
FRONT KICK UP OR ANTI-DIVE

The best balance on the car is usually with a level wishbone pin, however a small amount of Anti-Dive can improve stability under braking.

By adding **U4932 - Split Block Shims** underneath the rear split blocks you will get anti-dive.

By Adding **U4933 - Strap Shims** underneath the front strap you will get front kick up.

0.5MM SHIM = 0.75° CHANGE



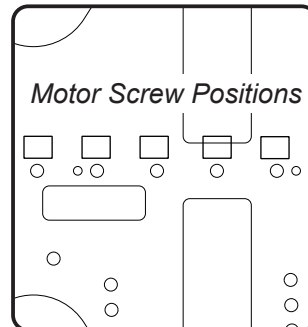
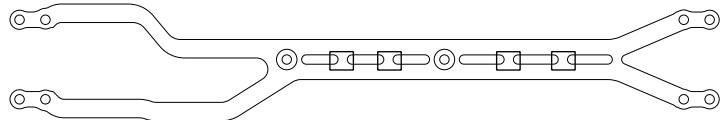
Flex Options

The Mi7 has multiple ways of adjusting flex: Topdeck thickness and cuts, motor mount screw positions, split block or strap wishbone mounting. A flexible car is usually used in low grip conditions. Conversely a stiff car is usually used in high grip conditions. Flex along the length of the car can be used to adjust the balance of the car. e.g. More flex in the front end gives more steering

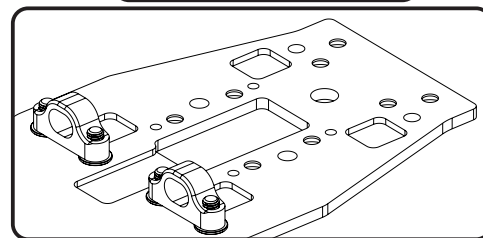
A thinner topdeck gives more flex. As does cutting the topdeck

The Anti-lozenge system helps to maintain belt tension under high torque conditions. It offers a more precise driving feel, leading to better consistency. Mounting the system from the servo mount rearwards gives more steering.

Using more screws to hold the motor mount in makes the car stiffer. Moving the position of the motor mount screws adjusts the flex front to rear.



Split blocks will make the car more flexible at either end of the car. Using split blocks instead of the FR strap will give more steering.



Pivot Pin Width

Arm sweep:
For every 0.5mm difference between front and rear insert at the same end of the car, there is a 0.5° angle change on the pivot pin.
Arm sweep is used in the front of the car to generate more steering by, decreasing the pin width at the front-rear position.

Pin Width	31.0mm	32.0mm	33.0mm	34.0mm
Insert	0.75 in	0.25 in	0.25 out	0.75 out



3 Layer Soft Shell Team Jacket - Black

- G339XS Extra Small - 34 inch chest
- G339S Small - 38 inch chest
- G339M Medium - 41 inch chest
- G339L Large - 44 inch chest
- G339XL X Large - 46 inch chest
- G339XXL XX Large - 48 inch chest
- G339XXXL XXX Large - 50 inch chest



Schumacher Arrows Hoody

- G348XS Extra Small
- G348S Small
- G348M Medium
- G348L Large
- G348XL X Large
- G348XXL XX Large
- G348XXXL XXX Large



Schumacher Gilet - Frost Grey

- G346S Small
- G346M Medium
- G346L Large
- G346XL X-Large
- G346XXL XX-Large



Schumacher Team RETRO TEE!

- G345S - Small
- G345M - Medium
- G345L - Large
- G345XL - X-Large
- G345XXL - XX-Large
- G345XXXL - XXX-Large
- G345XXXXL - XXXX-Large



Schumacher Arrows Zipped Hoody

- G349S Small
- G349M Medium
- G349L Large
- G349XL X Large
- G349XXL XX Large



Schumacher Arrows T-Shirt

- G347XXS XX SMALL
- G347XS X Small
- G347S Small
- G347M Medium
- G347L Large
- G347XL X Large
- G347XXL XX Large
- G347XXXL XXX LARGE
- G347XXXXL XXXX LARGE
- G347XXXXXL XXXXX LARGE
- G347XXXXXXL XXXXXX LARGE



Schumacher Snapback Flatbill Cap - Heather

G360 One Size Fits All



Schumacher Arrows Polo Shirt

- G350S Small
- G350M Medium
- G350L Large
- G350XL X Large
- G350XXL XX Large
- G350XXXL XXX Large
- G350XXXXL XXXX Large
- G350XXXXXL XXXXX Large



Schumacher Flexfit Cap - Grey

- G361 Small / Medium
- G362 Large / X Large



Towels

G315 Schumacher Pit Towel



48DP SPUR GEARS

- AM348069 - Spur Gear 48p - 69T
- AM348070 - Spur Gear 48p - 70T
- AM348071 - Spur Gear 48p - 71T
- AM348072 - Spur Gear 48p - 72T
- AM348073 - Spur Gear 48p - 73T
- AM348074 - Spur Gear 48p - 74T
- AM348075 - Spur Gear 48p - 75T
- AM348078 - Spur Gear 48p - 78T
- AM348081 - Spur Gear 48p - 81T
- AM348082 - Spur Gear 48p - 82T
- AM348083 - Spur Gear 48p - 83T
- AM348084 - Spur Gear 48p - 84T
- AM348086 - Spur Gear 48p - 86T
- AM348087 - Spur Gear 48p - 87T
- U7821 - Spur Gear 89T 48dp CNC - Mi-7

64DP SPUR GEARS

- AM364090 - Spur Gear 64p - 90T
- AM364092 - Spur Gear 64p - 92T
- AM364094 - Spur Gear 64p - 94T
- AM364096 - Spur Gear 64p - 96T
- AM364098 - Spur Gear 64p - 98T
- AM364100 - Spur Gear 64p - 100T
- AM364102 - Spur Gear 64p - 102T
- AM364104 - Spur Gear 64p - 104T
- AM364106 - Spur Gear 64p - 106T
- AM364108 - Spur Gear 64p - 108T
- AM364110 - Spur Gear 64p - 110T
- AM364112 - Spur Gear 64p - 112T
- AM364114 - Spur Gear 64p - 114T
- AM364116 - Spur Gear 64p - 116T
- U7820 - Spur Gear 120T 64dp CNC - Mi-7



CR280 - Ti Pro Ball Studs - Short - (pr)
CR281 - Ti Pro Ball Studs - Ultra Short - (pr)



CR664 - Alloy Motor Spacer - 1mm - pk2



CR309 - Alloy Body Mount Adjuster Set - Black - pk4



CR465 - Alloy Offset Servo Arm 23T
CR466 - Alloy Offset Servo Arm 25T




U4328 - Impact Servo Saver

U4329 - Impact Servo Saver Mouldings

U4330 - Impact Servo Saver Springs

- CR310 - Alloy Csk Hex Screws M3 x 6 pk10
- CR311 - Alloy Csk Hex Screws M3 x 8 pk10
- CR312 - Alloy Csk Hex Screws M3 x 10 pk10
- CR313 - Alloy Csk Hex Screws M3 x 12 pk10
- CR314 - Alloy Button Head Hex Screws M3 x 6 pk10
- CR315 - Alloy Button Head Hex Screws M3 x 8 pk10
- CR316 - Alloy Button Head Hex Screws M3 x 10 pk10
- CR317 - Alloy Button Head Hex Screws M3 x 12 pk10



U7842 - Alloy Strap Spacer - Mi-7 (pr)

U4610 - Alloy Eccentric - Mi5evo pr

- U4725 - Pro Ball Bearing - 5x10x4 Shield - (pr)
- U4726 - Pro Ball Bearing - 5x10x3 Shield - (pr)
- U4945 - Pro Ball Bearing 1/8 x 1/4 x 7/64 - pr
- U7822 - Pro Ball Bearing 3/16"x5/16"x1/8" Flanged (pr)



CR304 - Titanium Wheel Nuts M4 - pk4



U7843 - Alloy Split Block Spacer - Mi-7 (pk4)



U4577 - Alloy Wheel Hex - Wide - Mi5evo (pr)



U7400 - Titanium Low Profile M4 Serrated Nut (pk4)



U3570 - Alloy Wheel Hex; Slim+O ring - Mi4LP (pr)



U7540 - Ultra Short Shock Damper Sleeve - Mi6evo pr



U4321 - Alloy Wheel Shims 0.50 & 1.00mm - Mi5 - 8pc



CR722 - Threaded Steel 5g Weight 13.50mm (pk4)
CR723 - Threaded Steel 10g Weight 17.60mm (pk4)



U7541 - Ultra Short Shock Sleeve Piston - Mi6evo pr



U7853 - Titanium Shock Shaft - Mi-7 (pr)



U3582 - Precision Balance Pivot Set



U7536 - Ultra Short Shock Piston 3H - Mi6evo pr



U7542 - Ultra Short Shock Alloy Spring Seat - Mi6evo pr



U7854 - Alloy Double Joint Driveshaft Tube - Mi-7 (pr)



U7855 - Titanium Rear Axle - Mi-7 (pr)



U7810 - Titanium M4 Turnbuckle - 24mm (pr)



U7811 - Titanium Wishbone Pivot Pin - Mi-7 (pr)



U7812 - Alloy Hub Carrier - Mi-7 (pr)



U7814 - Alloy Wishbone Shock Mounts - Mi-7 (pr)



U7815 - Alloy Wishbone Pivot - Mi-7 (pr)



U7816 - Alloy Radius Arms - Mi-7 (pr)



U7813 - Titanium Wishbone Ball Stud - Mi-7 (pk4)



U7817 - C/F Upper Wishbone Mount 1 Dot - Mi7 (pr)



U7824 - Titanium Pivot Ball 5.5mm High (pr)



U7828 - Titanium Ball Stud Low (Ultra Short) (pk4)



U7826 - Alloy Fan Mount - Mi-7

U7818 - C/F Upper Wishbone Mount 2 Dot - Mi7 (pr)

U7847 - C/F Upper Wishbone Mount 3 Dot - Mi7 (pr)



U7825 - Titanium Pivot Ball 5.5mm Low (pr)


U7829 - Titanium Ball Stud Low (Short) (pk4)



U7839 - C/F LiPo Swivel - Mi-7 (pr)



U7837 - C/F Upper Bumper - Mi-7



U7838 - C/F LiPo Hook - Mi-7 (pr)



U7841 - C/F Wishbone 53.5mm - Mi-7 (pr)



U7827 - Alloy LiPo Mount - Mi-7 (pr)



U7864 - Vertical Top Deck Posts - Mi7 (pr)



U7863 - C/F 2.5mm Vertical Topdeck - Mi7 (pr)




U7865 - Vertical Top Deck Mounts - Mi7 (pr)



U7836 - S2 Chassis Jig - Mi-7



U7849 - Alloy Servo Post - Mi-7



U7866 - Lightweight Foam Bumper - Mi7

Mi7

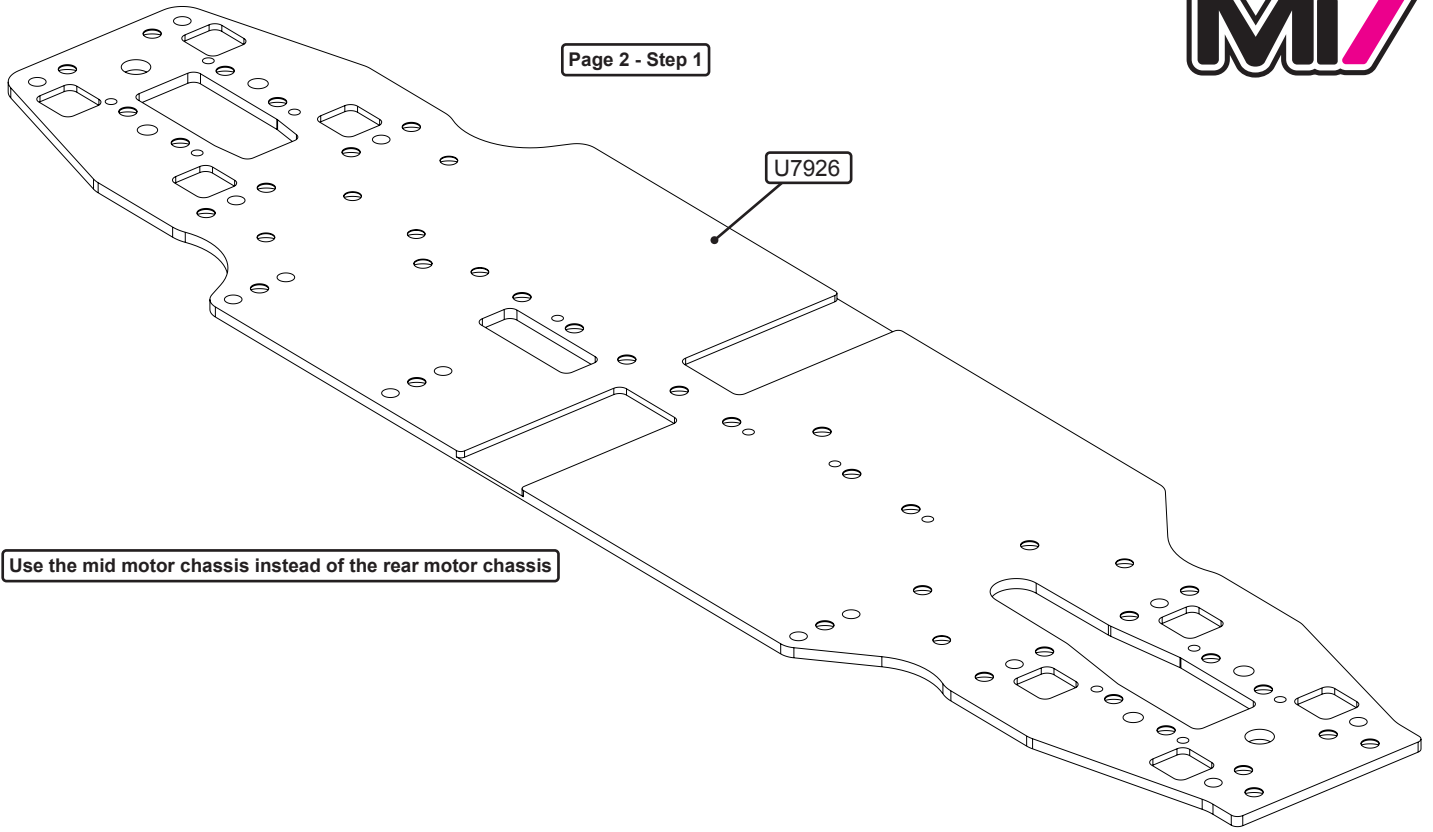
Mid Motor Conversion Instruction Manual



Schumacher
racing-cars.com

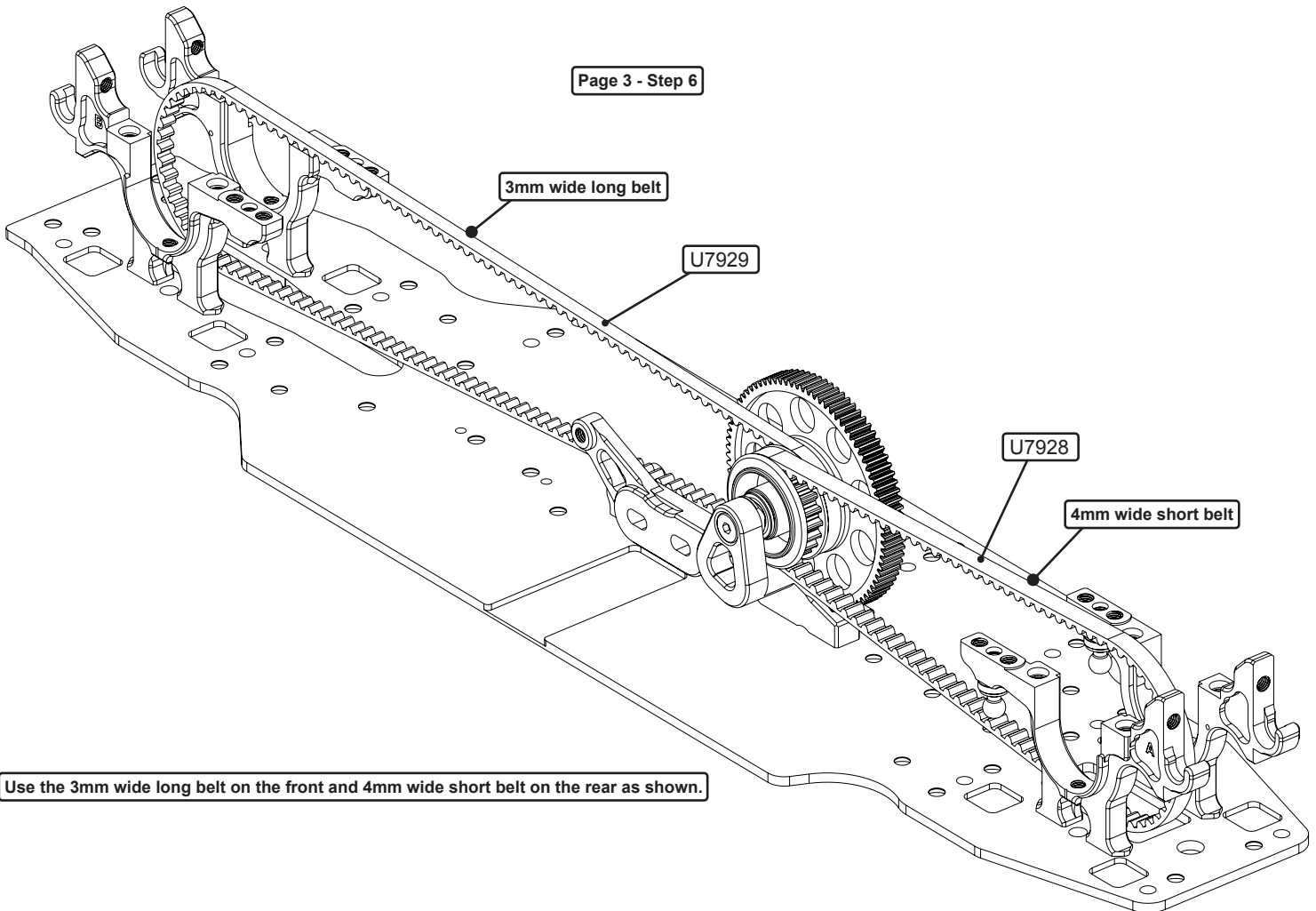
71-73 Tenter Road
Moulton Park
Northampton
NN3 6AX
U.K.

Page 2 - Step 1

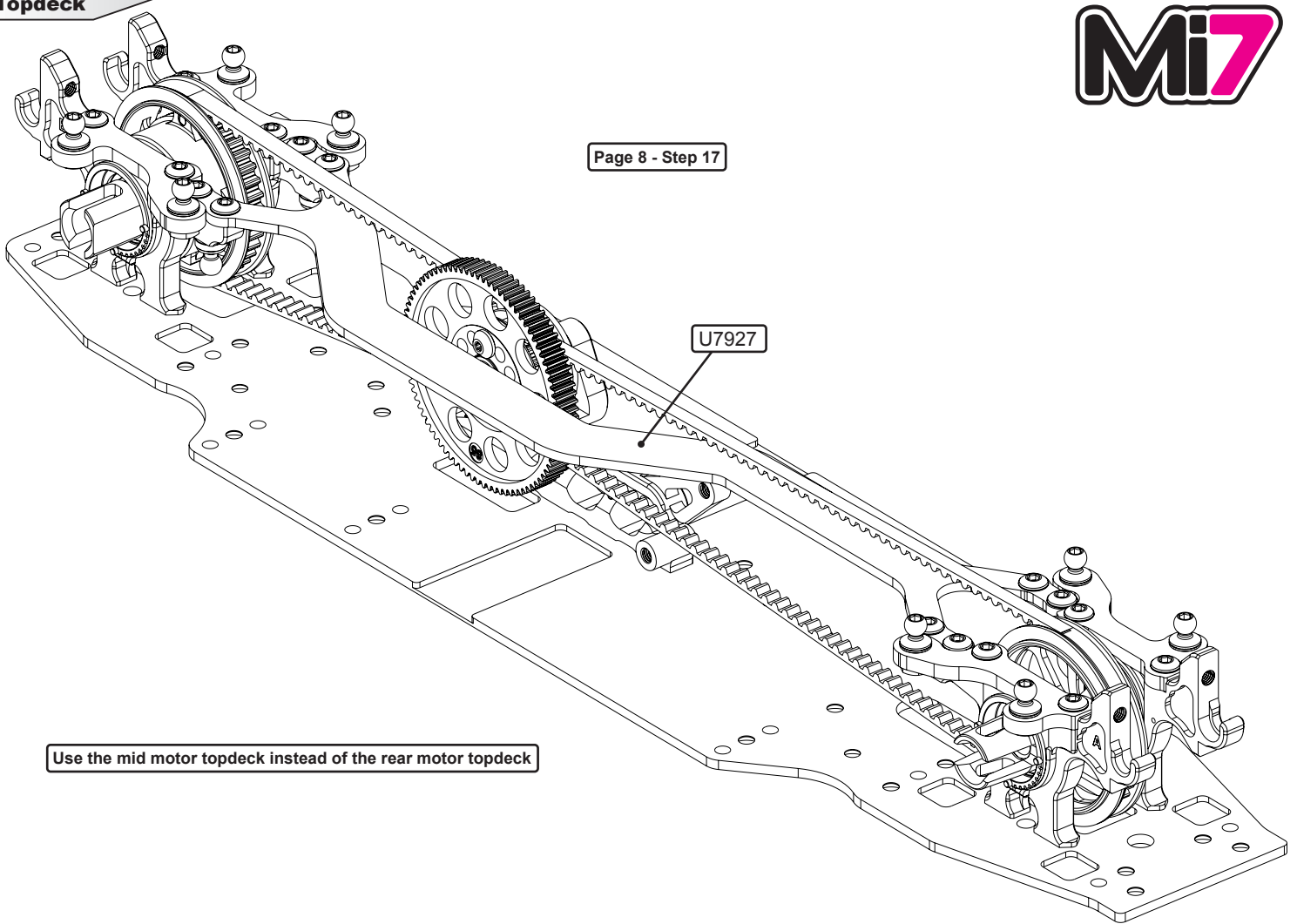


Use the mid motor chassis instead of the rear motor chassis

Page 3 - Step 6



Use the 3mm wide long belt on the front and 4mm wide short belt on the rear as shown.

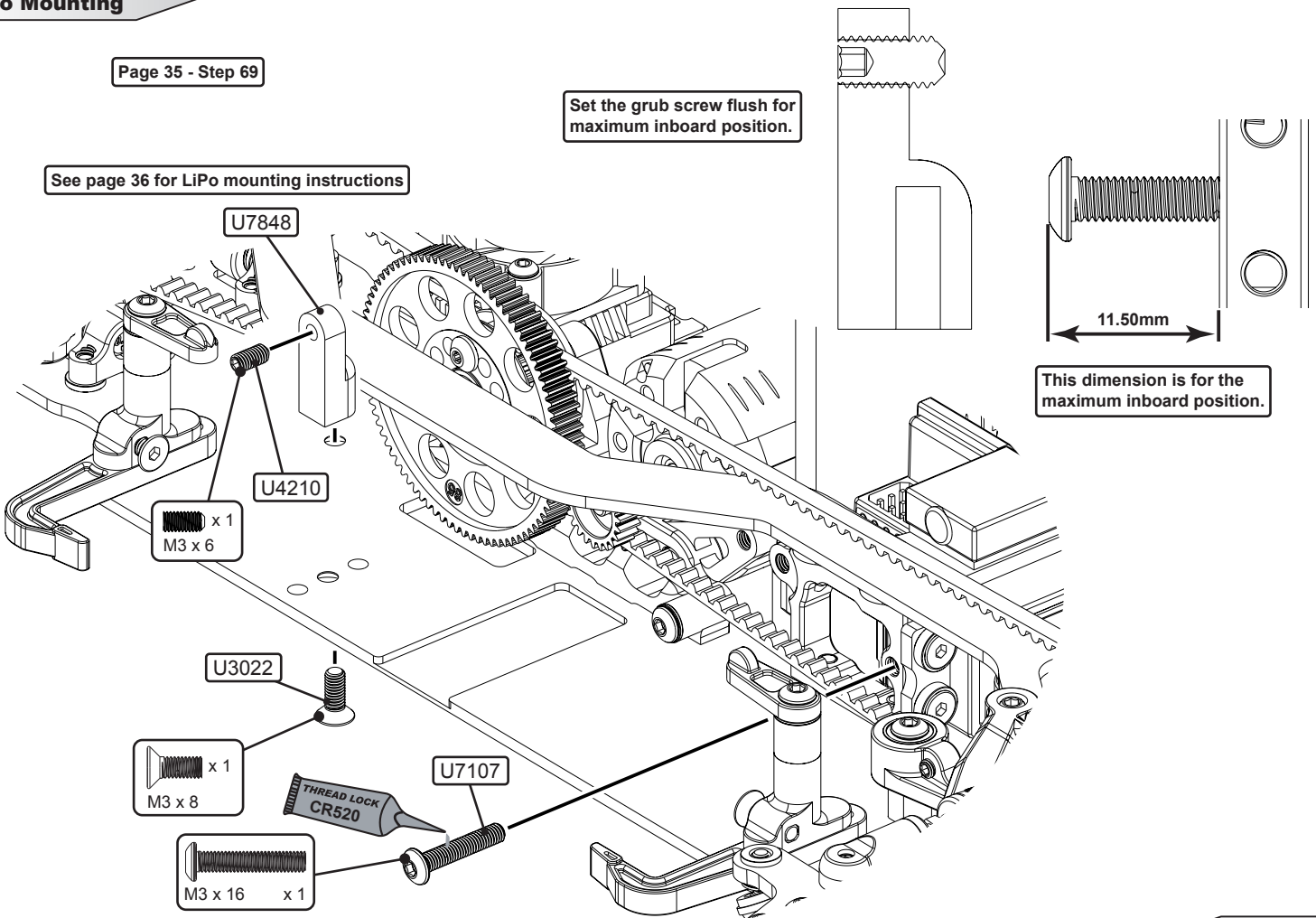


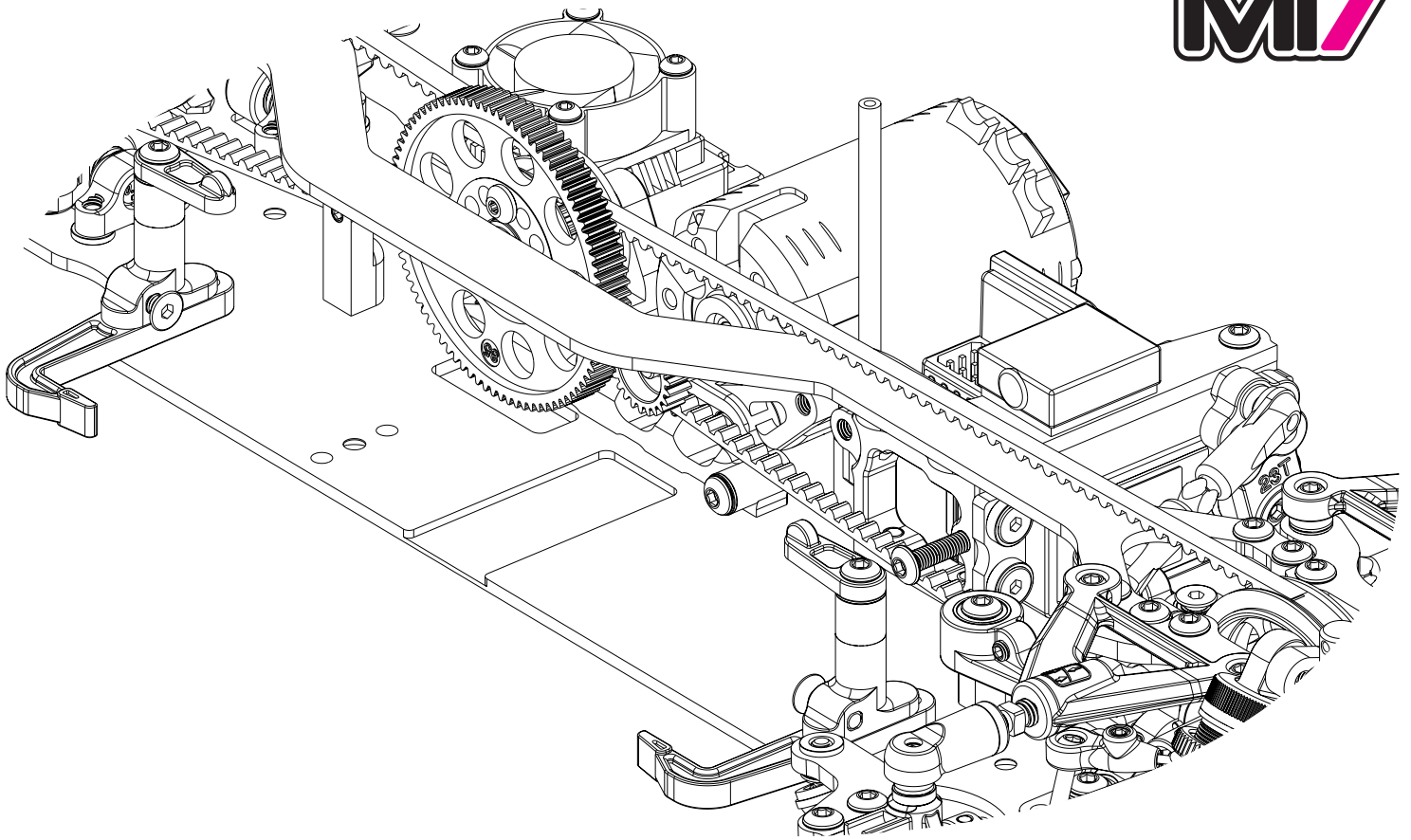
Use the mid motor topdeck instead of the rear motor topdeck

LiPo Mounting

See page 36 for LiPo mounting instructions

Set the grub screw flush for maximum inboard position.





Assembled

