

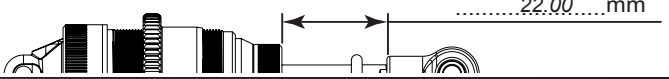
Driver Details	
Name	Test Driver
Date	
Event / Track	Astro
Weather	
Result	
Chassis and Electrics	
Chassis	Kit <input checked="" type="checkbox"/> Flex <input type="checkbox"/>
Car Weight	g
Front Topdeck	S2 2.0mm <input type="checkbox"/> C/F 2.5mm <input checked="" type="checkbox"/> C/F 3.0mm <input type="checkbox"/>
Rear Topdeck	2.5mm <input checked="" type="checkbox"/> 3.0mm <input type="checkbox"/>
Sidepods	S2 <input checked="" type="checkbox"/> C/F <input type="checkbox"/>
Front Hex	-0.75 <input type="checkbox"/> 0 <input checked="" type="checkbox"/> 0.75 <input type="checkbox"/> 1.5 <input type="checkbox"/>
Rear Hex	-0.75 <input type="checkbox"/> 0 <input checked="" type="checkbox"/> 0.75 <input type="checkbox"/> 1.5 <input type="checkbox"/>
Bodyshell	Penguin Thickness 0.75mm Rear Wing Aerox
E.S.C	C/F Tray <input checked="" type="checkbox"/> Brass Tray <input type="checkbox"/>
Servo	
Receiver	C/F Tray <input checked="" type="checkbox"/> Brass Tray <input type="checkbox"/>
LiPo	Front <input type="checkbox"/> Middle <input checked="" type="checkbox"/> Rear <input type="checkbox"/>

Notes	
This setup is the kit standard as built to this manual.	
Front Diff	
Height	High <input checked="" type="checkbox"/> Mid <input type="checkbox"/> Low <input type="checkbox"/>
Oil 12,000 cSt	2 Gear <input type="checkbox"/> 4 Gear <input checked="" type="checkbox"/>
Kit	<input checked="" type="checkbox"/> Alloy <input type="checkbox"/> Carbon <input type="checkbox"/>
Rear Diff	
Height	High <input type="checkbox"/> Mid <input type="checkbox"/> Low <input checked="" type="checkbox"/>
Oil 12,000 cSt	2 Gear <input type="checkbox"/> 4 Gear <input checked="" type="checkbox"/>
Kit	<input checked="" type="checkbox"/> Alloy <input type="checkbox"/> Carbon <input type="checkbox"/>
Motor and Gearing	
Motor	
Rotor Diameter	
Timing	
Spur Size	
Pinion Size	

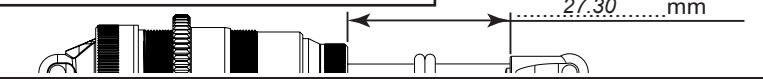
Track Conditions	
Grip Level	High <input type="checkbox"/> Medium <input type="checkbox"/> Low <input type="checkbox"/>
Type	Tight <input type="checkbox"/> Open <input type="checkbox"/> Mixed <input type="checkbox"/>
Surface	Clay <input type="checkbox"/> Astro <input checked="" type="checkbox"/> Grass <input type="checkbox"/> Mixed <input type="checkbox"/> Carpet <input type="checkbox"/>
Condition	Smooth <input type="checkbox"/> Bumpy <input type="checkbox"/> Mixed <input type="checkbox"/>
Jumps	Small <input type="checkbox"/> Medium <input type="checkbox"/> Large <input type="checkbox"/> Mixed <input type="checkbox"/>

Other settings	
Rear Wing Gurney Height	
Front Wing	Small <input type="checkbox"/> Big <input type="checkbox"/>
Front Wing Gurney Height	
Slipper	2Plate <input checked="" type="checkbox"/> 3Plate <input type="checkbox"/>

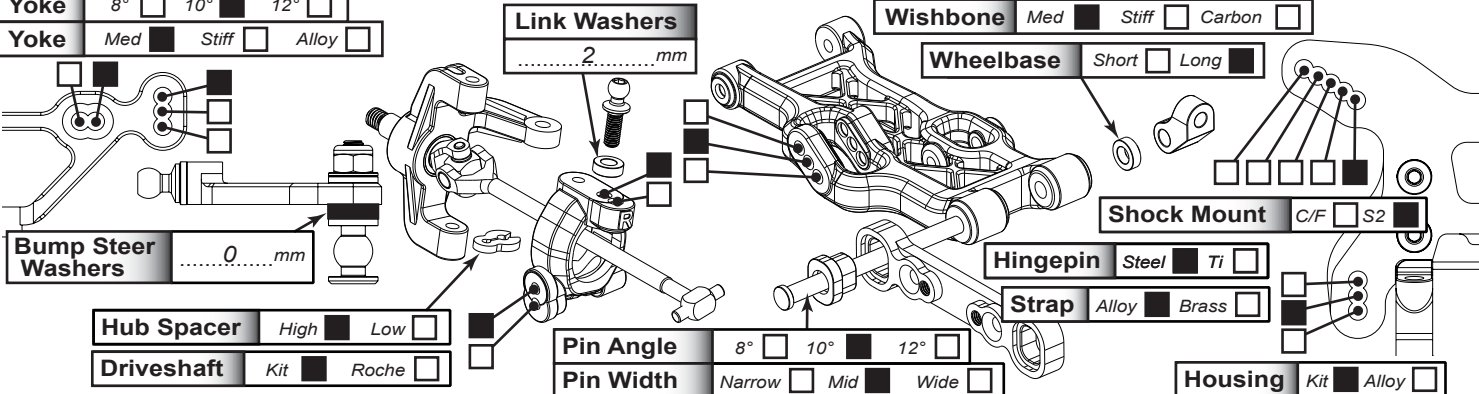
Wheels, Tyres and Inserts	
Front Wheels	White
Rear Wheels	White
Front Tyres	Yellow Mini Dart
Rear Tyres	Yellow Mini Dart
Front Inserts	Foam Med
Rear Inserts	Foam Med
Front Shocks	
Spring	Blue <input checked="" type="checkbox"/> Green <input type="checkbox"/> Red <input type="checkbox"/>
Shock Cap	Sealed <input type="checkbox"/> Vented <input type="checkbox"/> Aeration <input checked="" type="checkbox"/>
Oil	550 cSt
Piston	Black 2 hole Drilled <input type="checkbox"/> Hole Sizemm
Internal Limiters	0 mm Kashima Body No <input checked="" type="checkbox"/> Yes <input type="checkbox"/>



Rear Shocks	
Spring	Green <input checked="" type="checkbox"/> Blue <input type="checkbox"/> Red <input type="checkbox"/>
Shock Cap	Sealed <input type="checkbox"/> Vented <input type="checkbox"/> Aeration <input checked="" type="checkbox"/>
Oil	400 cSt
Piston	Black 3 hole Drilled <input type="checkbox"/> Hole Sizemm
Internal Limiters	0 mm Kashima Body No <input checked="" type="checkbox"/> Yes <input type="checkbox"/>
Shock Stand Off Spacing	0 mm



Front	
Anti Roll Bar	None <input type="checkbox"/> 1.2 <input type="checkbox"/> 1.4 <input checked="" type="checkbox"/> 1.6 <input type="checkbox"/> 1.8 <input type="checkbox"/> 1.9 <input type="checkbox"/> 2.0 <input type="checkbox"/> 2.1 <input type="checkbox"/>
Ride Heightmm
Camber at Ride Height1.....Deg
Toe	1 out Deg
Yoke	8° <input type="checkbox"/> 10° <input checked="" type="checkbox"/> 12° <input type="checkbox"/>
Yoke	Med <input checked="" type="checkbox"/> Stiff <input type="checkbox"/> Alloy <input type="checkbox"/>
Bumper	Stiff <input checked="" type="checkbox"/> Carbon <input type="checkbox"/>
Link Washers2.....mm
Wishbone	Med <input checked="" type="checkbox"/> Stiff <input type="checkbox"/> Carbon <input type="checkbox"/>
Wheelbase	Short <input type="checkbox"/> Long <input checked="" type="checkbox"/>
Shock Mount	C/F <input type="checkbox"/> S2 <input checked="" type="checkbox"/>
Hingepin	Steel <input checked="" type="checkbox"/> Ti <input type="checkbox"/>
Strap	Alloy <input checked="" type="checkbox"/> Brass <input type="checkbox"/>
Housing	Kit <input checked="" type="checkbox"/> Alloy <input type="checkbox"/>
Bump Steer Washers0.....mm
Hub Spacer	High <input type="checkbox"/> Low <input type="checkbox"/>
Driveshaft	Kit <input checked="" type="checkbox"/> Roche <input type="checkbox"/>
Pin Angle	8° <input type="checkbox"/> 10° <input checked="" type="checkbox"/> 12° <input type="checkbox"/>
Pin Width	Narrow <input type="checkbox"/> Mid <input checked="" type="checkbox"/> Wide <input type="checkbox"/>



Rear	
Anti Roll Bar	None <input type="checkbox"/> 1.2 <input type="checkbox"/> 1.3 <input type="checkbox"/> 1.4 <input checked="" type="checkbox"/> 1.6 <input type="checkbox"/> 1.8 <input type="checkbox"/> 1.9 <input type="checkbox"/> 2.0 <input type="checkbox"/> 2.1 <input type="checkbox"/>
Shock Mount	C/F <input type="checkbox"/> S2 <input checked="" type="checkbox"/>
Ride Heightmm
Camber at Ride Height1.....Deg
Toe In	4° <input type="checkbox"/> 3.5° <input type="checkbox"/> 3° <input checked="" type="checkbox"/> 2.5° <input type="checkbox"/>
Wheelbase	Short <input type="checkbox"/> Med <input checked="" type="checkbox"/> Long <input type="checkbox"/>
Anti-squat	1° <input type="checkbox"/> 2° <input checked="" type="checkbox"/> 3° <input type="checkbox"/> 4° <input type="checkbox"/>
Hub Washersmm
Driveshaft	U/J <input checked="" type="checkbox"/> CVD <input type="checkbox"/>
Ball Stud Washer	
Link Washers2.....mm
Housing	Kit <input checked="" type="checkbox"/> Alloy <input type="checkbox"/>
Hub Carrier	Kit <input checked="" type="checkbox"/> Alloy <input type="checkbox"/>
Brass insert	Hi-Pin <input type="checkbox"/> Low-Pin <input type="checkbox"/>
Rear Strap	High Pin - Arrows up (U7977) <input type="checkbox"/> Low Pin - Arrows down (Kit) <input checked="" type="checkbox"/>
Gearbox Riser	Yes <input type="checkbox"/> No <input checked="" type="checkbox"/>
Wishbone	Med <input checked="" type="checkbox"/> Stiff <input type="checkbox"/> Carbon <input type="checkbox"/>
Hingepin	Steel <input checked="" type="checkbox"/> Ti <input type="checkbox"/>
Link Mount	Kit <input checked="" type="checkbox"/> Alloy <input type="checkbox"/>

